Catalog | September 2019

EcoStruxure Control Expert
EFB Toolkit
Unity DIF
Unity Loader
EcoStruxure Control Expert Specific Libraries

EcoStruxure OPC UA Server Expert
OPC Factory Server

# EcoStruxure Control Expert and OPC software

EcoStruxure™

www.schneider-electric.com

Life Is On | Schneider Electric

# Quick access to product information

## Get technical information about your product




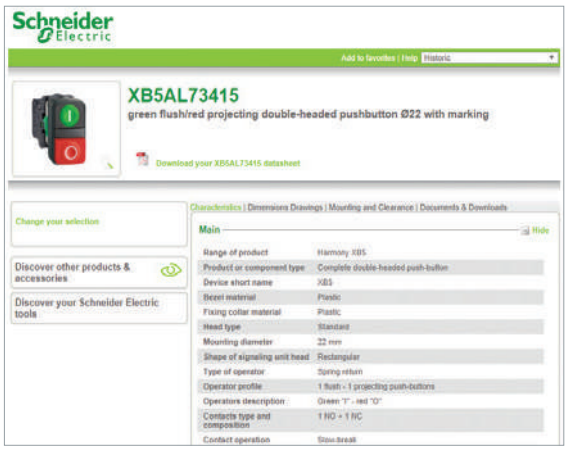


Each commercial reference presented in a catalog contains a hyperlink. Click on it to obtain the technical information of the product:

- Characteristics, Dimensions and drawings, Mounting and clearance, Connections and schemas, Performance curves
- Product image, Instruction sheet, User guide, Product certifications, End of life manual

## Find your catalog

> With just 3 clicks, you can reach the Industrial Automation and Control catalogs, in both English and French

> Download Digi-Cat with this link

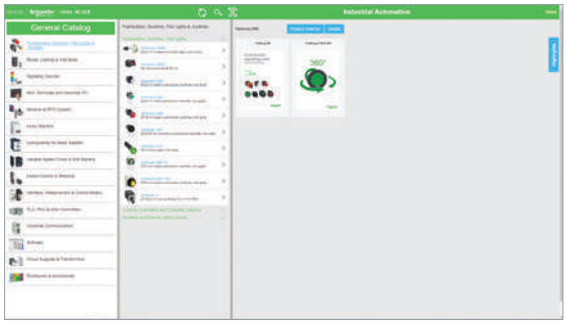


- Updated quarterly
- Embeds product selectors and configurators, 360° images, training centers
- Optimized search by commercial reference

## Select your training

> Find the right Training for your needs on our Global website

> Locate the training center with the selector tool, using this link

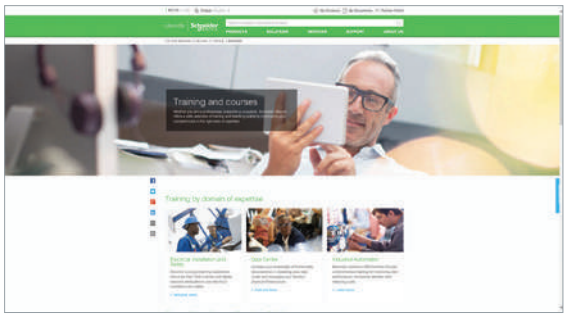


Life Is On | Schneider Electric

# General contents

EcoStruxure Control Expert software . . 1

Companion software . . . . . 2

EcoStruxure OPC UA Server Expert . . . 3

OPC data server software,
OFS (OPC Factory Server) . . . . . 4

Product reference index . . . . . 5

In this catalog, each time words which refer to Safety without precision, must be understood according to “Functional Safety”: IEC61508 & IEC61511.

EcoStruxure™
Innovation At Every Level

# Schneider Electric's IoT-enabled, plug-and-play, open, secure, interoperable architecture and platform, in Industries, Infrastructures, Data Centers and Buildings.

## Innovation at Every Level

EcoStruxure is based on a three-tiered technology stack delivering Innovation at Every Level, from Connected Products to Edge Control and Apps, Analytics and Services.

Together with our hybrid segments approach, this enhances your value around safety, reliability, operational efficiency, sustainability, and connectivity on 6 domains of expertise:

- Power
- IT
- Building
- Machine
- Plant
- Grid

## Dedicated architectures and IoT

We tailor our solutions in the form of dedicated reference architectures for plants:

- Management systems
- Power systems
- Data center systems
- Industrial plant and machine systems
- Smart grid systems

The Industrial Internet of Things (IIoT) gives an additional boost to technologies. That's why we provide to our customers IoT-enabled architecture and platform thus proposing simple, reliable, productive and cost-efficient solutions.

## Cybersecurity solutions

Robust cybersecurity protection is a must, and Schneider Electric's solutions can deliver it, regardless of business type or industry.

The vendor-agnostic services provided by our skilled professionals protect your entire critical infrastructure. We help to assess your risk, implement cyber-specific solutions and maintain your onsite defenses over time, while integrating appropriate IT policies and requirements.

This is our difference and your advantage.

## Enhanced safety

With the release of the M580 Safety, Schneider Electric further expands the EcoStruxure platform.

This consolidates our position as the most trusted industrial safety vendor, with thousands of Modicon and Triconex safety systems protecting the most critical industrial processes globally.

EcoStruxure™ Innovation At Every Level **for Industry**

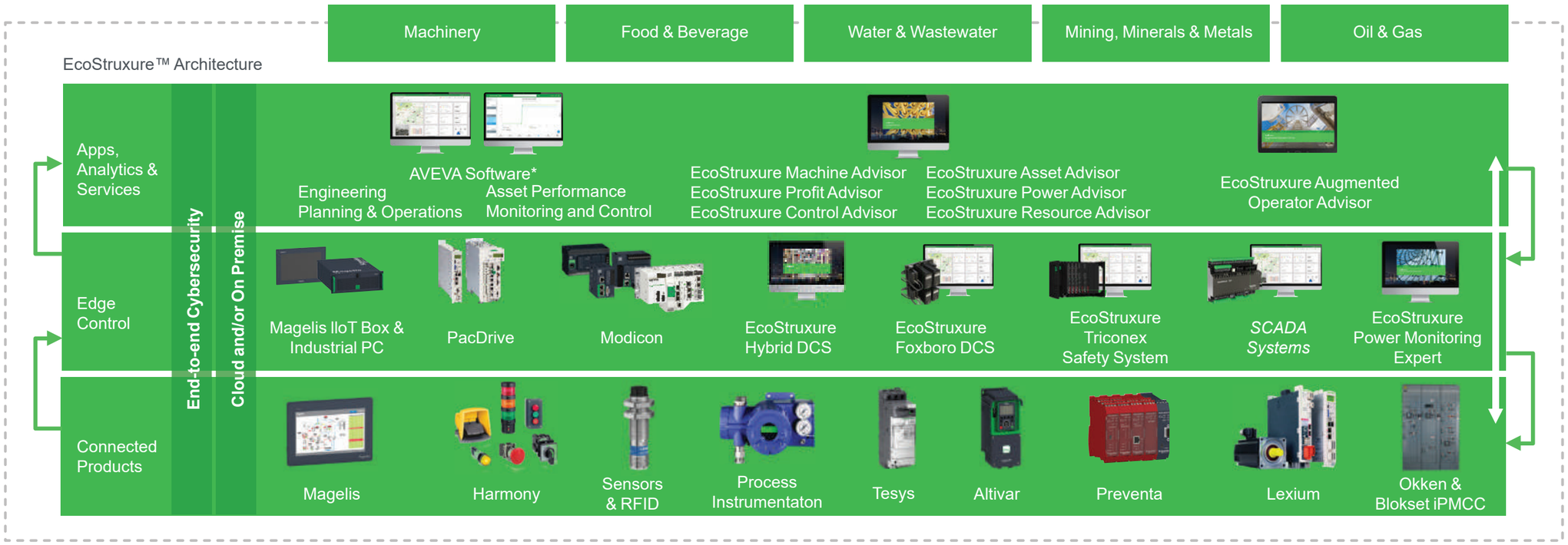


*The Schneider Electric industrial software business and AVEVA have merged to trade as AVEVA Group plc, a UK listed company.
The Schneider Electric and Life is On trademarks are owned by Schneider Electric and are being licensed to AVEVA by Schneider Electric.

Contents

# 1 - EcoStruxure Control Expert software

## EcoStruxure Control Expert software


*Selection guide* . . . . . page 1/2

■ **Presentation, functions** ..... page 1/6

□ Unity pro is renamed into EcoStruxure Control Expert ..... page 1/6

□ Presentation ..... page 1/6

□ Cyber security ..... page 1/6

□ FDT/DTM function ..... page 1/6

□ Programming languages ..... page 1/7

□ Program units ..... page 1/8

□ Common Safety on Modicon M580 ..... page 1/8

□ Data editor ..... page 1/9

□ DFB user function blocks ..... page 1/9

□ Function block libraries ..... page 1/12

□ Debugging tools ..... page 1/11

□ PLC simulator ..... page 1/12

□ Trending tool ..... page 1/12

□ Documentation editor ..... page 1/12

□ System Time stamping ..... page 1/12

□ Diagnostics integrated in Modicon M340, Modicon M580, Modicon M580 Safety, Premium and Quantum automation platforms ..... page 1/13

□ Modifying the program with the PAC in RUN mode ..... page 1/14

□ Cross-references function ..... page 1/14

□ Import/export function ..... page 1/14

□ Application converters ..... page 1/15

□ Operating system update utilities ..... page 1/15

□ Online modification of the configuration (CCOTF) ..... page 1/15

□ Process control in machines ..... page 1/16

□ Communication drivers ..... page 1/18

□ Upgrade kits for Concept, PL7 Pro and ProWORX software ..... page 1/18

□ Composition and Windows OS compatibility ..... page 1/18

□ EcoStruxure Control Expert update ..... page 1/19

■ **References** ..... page 1/20

□ EcoStruxure Control Expert version 14 software ..... page 1/20

□ EcoStruxure Control Expert Small version 14 software ..... page 1/21

□ EcoStruxure Control Expert Large version 14 software ..... page 1/22

□ EcoStruxure Control Expert Extra Large version 14 software ..... page 1/23

□ EcoStruxure Control Expert Extra Large Safety software ..... page 1/24

□ Accessories for connecting to the PC programming terminal ..... page 1/25

# Software

## EcoStruxure Control Expert software

Versions ⩾ V14

1

| | | | |
|---|---|---|---|
| **EcoStruxure Control Expert programming software for Modicon M340 M, Modicon M580 M5, Modicon M580 Safety M5S, Modicon Momentum MM, Premium P, Quantum Q, Quantum Safety QS and Modicon distributed I/O D platforms** | | | |
| **IEC 61131-3 languages** | Instruction List (IL) | **M - MM - D** | **M - M5 - MM - P - Q - D** |
| | Ladder (LD) | **M - MM - D** | **M - M5 - MM - P - Q - D** |
| | Structured Text (ST) | **M - MM - D** | **M - M5 - MM - P - Q - D** |
| | Function Block Diagram (FBD) | **M - MM - D** | **M - M5 - MM - P - Q - D** |
| | Sequential Function Chart (SFC)/Grafcet | **M - MM - D** | **M - M5 - MM - P - Q - D** |
| **Ladder Logic Language LL984** | | **M - MM** | **M - M5 - MM - Q** |
| **Programming services** | Multitask programming (Master, fast and event-triggered) | **M - MM** (master task only) **- D** | **M - M5 - MM** (master task only) **- P - Q - D** |
| | Multitask programming (Master, fast, auxiliary and event-triggered) | | **M5** |
| | Functional view and function modules | **M - MM - D** | **M - M5 - MM - P - Q - D** |
| | Program Units | **M** | **M - M5** |
| | DFB editor and instances | **M - MM - D** | **M - M5 - MM - P - Q - D** |
| | DDT compound data editors | **M - MM - D** | **M - M5 - MM - P - Q - D** |
| | Data structure instances and tables | **M - MM - D** | **M - M5 - MM - P - Q - D** |
| | EF and EFB libraries | **M - MM - D** | **M - M5 - MM - P - Q - D** |
| | User-definable control loops | | **P** (TSXP572•/3•/4•) **- D** |
| | Programmable control loops (with process control FB library) | **M - MM - D** | **M - M5 - MM - P - Q - D** |
| | Safety function block libraries | | |
| | Motion function block (MFB) libraries | **M - MM - D** | **M - M5 - MM - P - Q - D** |
| | Hot Standby PLC redundancy system | | **P** (TSXH5724M/44M) **- D** |
| | System and Application diagnostics | **M - MM - D** | **M - M5 - MM - P - Q - D** |
| | Bus and network configuration to slave devices (Modicon distributed I/O, etc.) | **M - MM - D** | **M - M5 - MM - P - Q - D** |
| **Debugging and display services** | PLC simulator | **M - MM - D** | **M - M5 - MM - P - Q - D** |
| | Hypertext link animations in graphic languages | **M - MM - D** | **M - M5 - MM - P - Q - D** |
| | Step by step execution, Breakpoint, Watchpoint | **M - MM - D** | **M - M5 - MM - P - Q - D** |
| | Trending tool | **M - MM - D** | **M - M5 - MM - P - Q - D** |
| | Operator screens, Animation tables | **M - MM - D** | **M - M5 - MM - P - Q - D** |
| | Diagnostics viewer | **M - MM - D** | **M - M5 - MM - P - Q - D** |
| **Other services** | Creation of hyperlinks | **M - MM - D** | **M - M5 - MM - P - Q - D** |
| | XML/XVM import/export | **M - MM - D** | **M - M5 - MM - P - Q - D** |
| | Application converters (Modsoft, Concept, ProWORX, PL7) | **M** | **M - M5 - MM - P - Q - D** |
| | Utilities for updating PACs and Advantys operating system | **M - MM - D** | **M - M5 - MM - P - Q - D** |
| | Communication drivers for Modicon platforms | **M - MM - D** | **M - M5 - MM - P - Q - D** |
| | Unity Pro servers - Openness (OFS, 3rd party tools) | **M - MM - D** | **M - M5 - MM - P - Q - D** |
| | Online modification of the configuration | | **M5 - Q** |
| | Online modification of the program | **M - MM - Q** | **M - M5 - MM - P - Q** |
| | Importing of applications (Modsoft, Concept, ProWORX) written in LL984 language | **M - MM** | **M - MM - Q** |
| | Data dictionary, Dynamic exchange with SCADA through OFS | **M - MM - D** | **M - M5 - MM - P - Q - D** |
| | Static exchange via XML/XVM export files | **M - MM - D** | **M - M5 - MM - P - Q - D** |
| **Compatible Modicon platforms** | Modicon M340 CPUs M | All models | All models |
| | Modicon M580 CPUs M5 | – | BMEP5810/5820/5830/BMEH5820 |
| | Modicon M580 Safety CPUs M5S | – | BMEP582040S/BMEH582040S (with M580 Safety Add On CEXADSSCZZ•PMZZ) |
| | Modicon Momentum CPUs MM | 171CBU78090/98090/98091 | 171CBU78090/98090/98091 |
| | Premium CPUs P | – | TSXP57104M/1634M/154M<br>TSXP57204M/2634M/254M<br>TSXP57304M/3634M/354M<br>TSXP574634/454M<br>TSXH5724/44M |
| | Quantum CPUs Q | – | 140CPU31110, 140CPU43412U, 140CPU53414U |
| | Quantum Safety CPUs S | – | – |
| **Compatible Modicon distributed I/O D** | | STB, OTB, TM7, ETB, Momentum | STB, OTB, TM7, ETB, Momentum |

| | | |
|---|---|---|
| **Software name** | **EcoStruxure Control Expert Small** | **EcoStruxure Control Expert Large** |
| **Unity Pro package** | **CEXSPUCZS•PMZZ** | **CEXSPUCZL•PMZZ** |
| **License, see page** | 1/21 | 1/22 |

More technical information on www.schneider-electric.com



Schneider Electric

1

| | | |
|---|---|---|
| **EcoStruxure Control Expert programming software for Modicon M340 M , Modicon M580 M5, Modicon M580 Safety M5S, Modicon Momentum MM, Premium P, Quantum Q, Quantum Safety QS and Modicon distributed I/O D platforms** | | |
| **IEC 61131-3 languages** | Instruction List (IL) | **M - M5 - MM - P - Q - D** |
| | Ladder (LD) | **M - M5 - MM - P - Q - D** |
| | Structured Text (ST) | **M - M5 - MM - P - Q - D** |
| | Function Block Diagram (FBD) | **M - M5 - MM - P - Q - D** |
| | Sequential Function Chart (SFC)/Grafcet | **M - M5 - MM - P - Q - D** |
| **Ladder Logic Language LL984** | | **M - M5 - MM - Q** |
| **Programming services** | Multitask programming (Master, fast and event-triggered) | **M - M5 - MM** (master task only) **- P - Q - D** |
| | Multitask programming (Master, fast, auxiliary and event-triggered) | **M5 - P** (TSXP575•) **- Q** (140CPU651/671) **- D** |
| | Functional view and function modules | **M - M5 - MM - P - Q - D** |
| | Program Units | **M - M5** |
| | DFB editor and instances | **M - M5 - MM - P - Q - D** |
| | DDT compound data editors | **M - M5 - MM - P - Q - D** |
| | Data structure instances and tables | **M - M5 - MM - P - Q - D** |
| | EF and EFB libraries | **M - M5 - MM - P - Q - D** |
| | User-definable control loops | **P** (TSXP572•/3•/4•/5•) **- D** |
| | Programmable control loops (with process control FB library) | **M - M5 - MM - P - Q - D** |
| | Safety function block libraries | |
| | Motion function block (MFB) libraries | **M - M5 - MM - P - D** |
| | Hot Standby PLC redundancy system | **P** (TSXH5724M/44M) **- Q** (140CPU67160) **- D** |
| | System and Application diagnostics | **M - M5 - MM - P - Q - D** |
| | Bus and network configuration to slave devices (Modicon distributed I/O, etc.) | **M - M5 - MM - P - Q - D** |
| **Debugging and display services** | PLC simulator | **M - M5 - MM - P - Q - D** |
| | Hypertext link animations in graphic languages | **M - M5 - MM - P - Q - D** |
| | Step by step execution, Breakpoint, Watchpoint | **M - M5 - MM - P - Q - D** |
| | Trending tool | **M - M5 - MM - P - Q - D** |
| | Operator screens, Animation tables | **M - M5 - MM - P - Q - D** |
| | Diagnostics viewer | **M - M5 - MM - P - Q - D** |
| **Other services** | Creation of hyperlinks | **M - M5 - MM - P - Q - D** |
| | XML/XVM import/export | **M - M5 - MM - P - Q - D** |
| | Application converters (Modsoft, Concept, ProWORX, PL7) | **M - M5 - MM - P - Q - D** |
| | Utilities for updating PACs and Advantys operating system | **M - M5 - MM - P - Q - D** |
| | Communication drivers for Modicon platforms | **M - M5 - MM - P - Q - D** |
| | Unity Pro servers - Openness (OFS, 3rd party tools) | **M - M5 - MM - P - Q - D** |
| | Online modification of the configuration | **M5 - Q** |
| | Online modification of the program | **M - M5 - MM - P - Q** |
| | Importing of applications (Modsoft, Concept, ProWORX) written in LL984 language | **M - M5 - MM - Q** |
| | Data dictionary, Dynamic exchange with SCADA through OFS | **M - M5 - P - Q - D** |
| | Static exchange via XML/XVM export files | **M - M5 - MM - P - Q - D** |
| **Compatible Modicon platforms** | Modicon M340 CPUs M | All models |
| | Modicon M580 CPUs M5 | All models |
| | Modicon M580 Safety CPUs M5S | All models (with M580 Safety Add On CEXADSSCZZ•PMZZ) |
| | Modicon Momentum CPUs MM | 171CBU78090/98090/98091 |
| | Premium CPUs P | All models |
| | Quantum CPUs Q | All models |
| | Quantum Safety CPUs S | – |
| **Compatible Modicon distributed I/O D** | | STB, OTB, TM7, ETB, Momentum |

| | |
|---|---|
| **Software name** | **EcoStruxure Control Expert Extra Large** |
| **Unity Pro package** | **CEXSPUCZX•PMZZ** |
| **License, see page** | 1/23 |

More technical information on www.schneider-electric.com

Schneider Electric

# Software

## EcoStruxure Control Expert software
XL with M580 Safety
Unity Pro V7 XL Safety for Quantum



| | | | |
|---|---|---|---|
| **EcoStruxure Control Expert programming software for Modicon M340 M, Modicon M580 M5, Modicon M580 Safety M5S, Modicon Momentum MM, Premium P, Quantum Q, Quantum Safety QS and Modicon distributed I/O D platforms** | | | |
| **IEC 61131-3 languages** | Instruction List (IL) | **M - M5 - M5S - MM - P - Q - D** | |
| | Ladder (LD) | **M - M5 - M5S - MM - P - Q - D** | |
| | Structured Text (ST) | **M - M5 - M5S - MM - P - Q - D** | |
| | Function Block Diagram (FBD) | **M - M5 - M5S - MM - P - Q - D** | |
| | Sequential Function Chart (SFC)/Grafcet | **M - M5 - M5S - MM - P - Q - D** | |
| **Ladder Logic Language LL984** | | **M - M5 - M5S - MM - Q** | |
| **Programming services** | Multitask programming (Master, fast and event-triggered) | **M - M5 - M5S - MM** (master task only) **- P - Q - D** | |
| | Multitask programming (Master, fast, auxiliary and event-triggered) | **M5 - M5S - P** (TSXP575•) **- Q** (140CPU651/671) **- D** | |
| | Functional view and function modules | **M - M5 - M5S - MM - P - Q - D** | |
| | Program Units | **M - M5 - M5S** | |
| | DFB editor and instances | **M - M5 - M5S - MM - P - Q - D** | |
| | DDT compound data editors | **M - M5 - M5S - MM - P - Q - D** | |
| | Data structure instances and tables | **M - M5 - M5S - MM - P - Q - D** | |
| | EF and EFB libraries | **M - M5 - M5S - MM - P - Q - D** | |
| | User-definable control loops | **P** (TSXP572•/3•/4•/5•) **- D** | |
| | Programmable control loops (with process control FB library) | **M - M5 - M5S - MM - P - Q - D** | |
| | Safety function block libraries | **M5S** | |
| | Motion function block (MFB) libraries | **M - M5 - M5S - MM - P - D** | |
| | Hot Standby PLC redundancy system | **P** (TSXH5724M/44M) **- Q** (140CPU67160) **- D** | |
| | System and Application diagnostics | **M - M5 - M5S - MM - P - Q - D** | |
| | Bus and network configuration to slave devices (Modicon distributed I/O, etc.) | **M - M5 - M5S - MM - P - Q - D** | |
| **Debugging and display services** | PLC simulator | **M - M5 - M5S - MM - P - Q - D** | |
| | Hypertext link animations in graphic languages | **M - M5 - M5S - MM - P - Q - D** | |
| | Step by step execution, Breakpoint, Watchpoint | **M - M5 - M5S - MM - P - Q - D** | |
| | Trending tool | **M - M5 - M5S - MM - P - Q - D** | |
| | Operator screens, Animation tables | **M - M5 - M5S - MM - P - Q - D** | |
| | Diagnostics viewer | **M - M5 - M5S - MM - P - Q - D** | |
| **Other services** | Creation of hyperlinks | **M - M5 - M5S - MM - P - Q - D** | |
| | XML/XVM import/export | **M - M5 - M5S - MM - P - Q - D** | |
| | Application converters (Modsoft, Concept, ProWORX, PL7) | **M - M5 - M5S - MM - P - Q - D** | |
| | Utilities for updating PACs and Advantys operating system | **M - M5 - M5S - MM - P - Q - D** | |
| | Communication drivers for Modicon platforms | **M - M5 - M5S - MM - P - Q - D** | |
| | Unity Pro servers - Openness (OFS, 3rd party tools) | **M - M5 - M5S - MM - P - Q - D** | |
| | Online modification of the configuration | **M5 - M5S - Q** | |
| | Online modification of the program | **M - M5 - M5S - MM - P - Q** | |
| | Importing of applications (Modsoft, Concept, ProWORX) written in LL984 language | **M - M5 - M5S - MM - Q** | |
| | Data dictionary, Dynamic exchange with SCADA through OFS | **M - M5 - M5S - P - Q - D** | |
| | Static exchange via XML/XVM export files | **M - M5 - M5S - MM - P - Q - D** | |
| **Compatible Modicon platforms** | Modicon M340 CPUs M | All models | |
| | Modicon M580 CPUs M5 | All models | |
| | Modicon M580 Safety CPUs M5S | All models | |
| | Modicon Momentum CPUs MM | 171CBU78090/98090/98091 | |
| | Premium CPUs P | All models | |
| | Quantum CPUs Q | All models | |
| | Quantum Safety CPUs S | – | |
| **Compatible Modicon distributed I/O D** | | STB, OTB, TM7, ETB, Momentum | |
| **Software name** | | **EcoStruxure Control Expert Extra Large with M580 Safety** | |
| **Unity Pro package** | | **CEXSPSCZX•PMZZ** | |
| **License, see page** | | 1/24 | |





| | | | |
|---|---|---|---|
| **Unity Pro programming software for Modicon M340 M , Modicon M580 M5, Modicon M580 Safety M5S, Modicon Momentum MM, Premium P, Quantum Q, Quantum Safety QS and Modicon distributed I/O D platforms** | | | |
| **IEC 61131-3 languages** | Instruction List (IL) | **M - MM - P - D - Q** | |
| | Ladder (LD) | **M - MM - P - D - Q - QS** | |
| | Structured Text (ST) | **M - MM - P - D- Q** | |
| | Function Block Diagram (FBD) | **M - MM - P - D - Q - QS** | |
| | Sequential Function Chart (SFC)/Grafcet | **M - MM - P - D - Q** | |
| **Ladder Logic Language LL984** | | **M - MM - Q** | |
| **Programming services** | Multitask programming (Master, fast and event-triggered) | **M - MM** (master task only) **- P - D - Q** | |
| | Multitask programming (Master, fast, auxiliary and event-triggered) | **P** (TSXP575•) **- D - Q** (140CPU651/671) | |
| | Functional view and function modules | **M - MM - P - D - Q - QS** | |
| | Program Units | | |
| | DFB editor and instances | **M - MM - P - D - Q - QS** | |
| | DDT compound data editors | **M - MM - P - D - Q** | |
| | Data structure instances and tables | **M - MM - P - D - Q** | |
| | EF and EFB libraries | **M - MM - P - D - Q** | |
| | User-definable control loops | **P** (TSXP572•/3•/4•/5•) **- D** | |
| | Programmable control loops (with process control FB library) | **M - MM - P - D -Q** | |
| | Safety function block libraries | **D - QS** | |
| | Motion function block (MFB) libraries | **M - MM - P - D** | |
| | Hot Standby PLC redundancy system | **P** (TSXH5724M/44M) **- D -Q** (140CPU67160) | |
| | System and Application diagnostics | **M - MM - P - D - Q - QS** | |
| | Bus and network configuration to slave devices (Modicon distributed I/O, etc.) | **M - MM - P - D - Q** | |
| **Debugging and display services** | PLC simulator | **M - MM - P - D - Q - QS** | |
| | Hypertext link animations in graphic languages | **M - MM - P - D - Q - QS** | |
| | Step by step execution, Breakpoint, Watchpoint | **M - MM - P - D - Q - QS** | |
| | Trending tool | **M - MM - P - D - Q - QS** | |
| | Operator screens, Animation tables | **M - MM - P - D - Q - QS** | |
| | Diagnostics viewer | **M - MM - P - D - Q - QS** | |
| **Other services** | Creation of hyperlinks | **M - MM - P - D - Q - QS** | |
| | XML/XVM import/export | **M - MM - P - D - Q - QS** | |
| | Application converters (Modsoft, Concept, ProWORX, PL7) | **M - MM - P - D - Q** | |
| | Utilities for updating PACs and Advantys operating system | **M - MM - P - D - Q** | |
| | Communication drivers for Modicon platforms | **M - MM - P - D - Q - QS** | |
| | Unity Pro servers - Openness (OFS, 3rd party tools) | **M - MM - P - D - Q - QS** | |
| | Online modification of the configuration | | |
| | Online modification of the program | | |
| | Importing of applications (Modsoft, Concept, ProWORX) written in LL984 language | **M - MM - Q** | |
| | Data dictionary, Dynamic exchange with SCADA through OFS | **M - P - D - Q - QS** | |
| | Static exchange via XML/XVM export files | **M - MM - P - D - Q - QS** | |
| **Compatible Modicon platforms** | Modicon M340 CPUs M | All models | |
| | Modicon M580 CPUs M5 | – | |
| | Modicon M580 Safety CPUs M5S | – | |
| | Modicon Momentum CPUs MM | 171CBU78090/98090/98091 | |
| | Premium CPUs P | TSXP57104M/1634M/154M<br>TSXP57204M/2634M/254M<br>TSXP57304M/3634M/354M | TSXP574634M/454M<br>TSXP575634M/554M<br>TSXP576634M<br>TSXH5724M/44M |
| | Quantum CPUs Q | 140CPU31110<br>140CPU43412U<br>140CPU53414U | 140CPU65150/60<br>140CPU65260<br>140CPU67160<br>140CPU67260/61 |
| | Quantum Safety CPUs S | 140CPU65160S,<br>140CPU67160S | |
| **Compatible Modicon distributed I/O D** | | STB, OTB, TM7, ETB, Momentum | |
| **Software name** | | **Unity Pro Extra Large Safety v7.0 for Quantum** | |
| **Unity Pro package** | | **UNYSPUX••V1X** | |
| **License, see page** | | – | |

# Software

## EcoStruxure Control Expert software

### Small/Large/Extra Large/Extra Large with M580 Safety

*EcoStruxure Control Expert*

## UnityPro is renamed into EcoStruxure Control Expert

In line with EcoStruxure™ strategy and values, Unity Pro, our Engineering software for the Modicon PAC platform for hybrid and process industries, is now renamed EcoStruxureTM Control Expert.

## Presentation

This catalog describes EcoStruxure Control Expert software version 14, which is the latest version available.

EcoStruxure Control Expert is the common programming, debugging and operating software for the Modicon M340, M580, M580S, Premium, Momentum and Quantum ranges.

***Note:** Please, use Unity Pro software V7 for Quantum SIL3 (safety integrity level 3).*

EcoStruxure Control Expert is multitasking software offering the following features:
- All-in-one software
- Five IEC 61131-3 programming languages
- LL 984 programming language
- Device integration with FDT/DTM standard
- Integrated, customizable DFB library
- PLC simulator on PC for program validation prior to installation
- Built-in tests and diagnostics
- Wide range of online services
- Cybersecurity

EcoStruxure Control Expert supports the new M580 Safety PACs, mixing process and safety in a single project. It allows to:
- Optimize engineering time
- Simplify programming with IEC61508 functions
- Facilitate maintenance

## Cybersecurity

Schneider Electric constantly endeavours to maintain the security of its systems. Security guidelines are available for our customers to ensure their systems are protected from attack.

With the Modicon M340, M580, M580S, Premium, Momentum and Quantum automation platforms:
- Protection against remote programming changes via a password
- Option to enable or disable HTTP or FTP services

With the Modicon M580 automation platform:
- Log of security events in the SYSLOG database
- Extended Ethernet services management (DHCP, etc.) can be set for each user in the Access Control List
- More secure IPSec communication between EcoStruxure Control Expert or SCADA and PAC

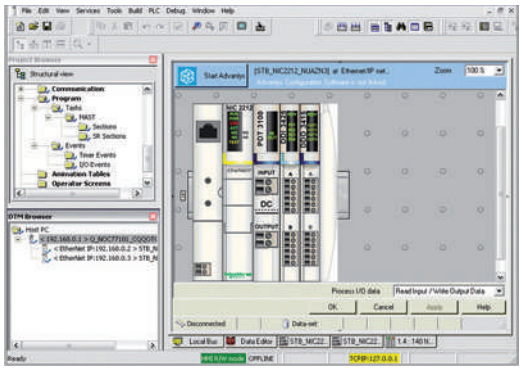

*DTM editor (Modicon STB island)*

## FDT/DTM function

EcoStruxure Control Expert facilitates integration of fieldbus architectures into engineering control systems using FDT/DTM technology:
- FDT *(Field Device Tool)* is the container which supports the device DTMs.
- DTM *(Device Type Manager)* is the configuration tool for devices with integrated graphic interfaces. It contains the properties specific to each device.

In addition to the FDT/DTM standard, Unity Pro uses specific information from the Master DTM created for the Profibus Remote Master (PRM) module, the HART module, the Premium ISPY101 weighing module, Altivar process drive integration and the Modbus/TCP and EtherNet/IP network modules BMXNOC0401 and BMENOC03●1.

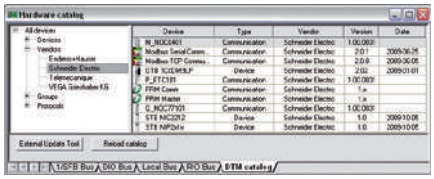

*DTM hardware catalog*

Use of the Master DTM allows EcoStruxure Control Expert to perform the following actions:
- Manage the PAC I/O scan
- Create the application variables based on the description of the process objects available from the connected DTM devices
- Manage synchronization with the PAC configuration
- Create a generic DTM from the description files (GSD or EDS)

Selection guide:
page 1/2

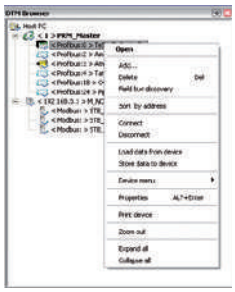

*DTM browser and DTM context menu*

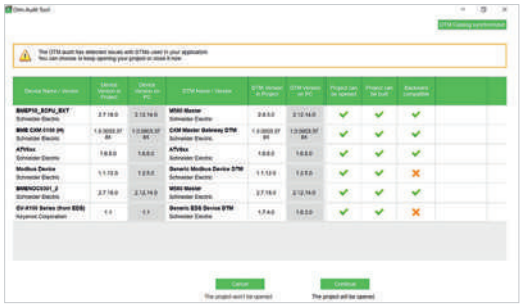

*DTM Audit Tool screen*

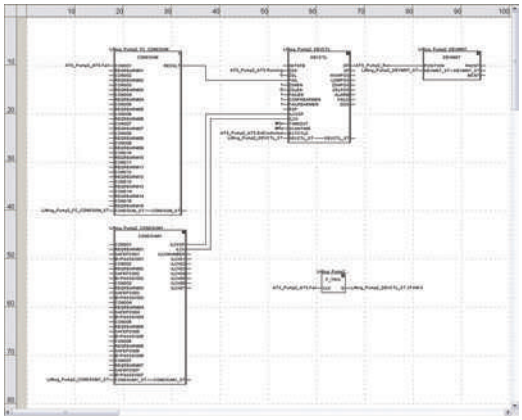

*FBD language editor*

## FDT/DTM function (continued)

The DTM configuration is stored in the PAC memory so that the application can be downloaded in its entirety. It is also saved in the PAC project file (STU), the archive file (STA), and the full application exchange file (ZEF).

A third-party DTM can be installed in the DTM hardware catalog.
The DTM hardware catalog can be used to sort or filter the DTMs according to various criteria such as Device, Vendor, Groups or Protocols.

The DTM Browser in EcoStruxure Control Expert:
- Displays the fieldbus topologies in a tree structure
- Allows the user to configure the DTM devices:
  - add and delete DTMs
  - connect and disconnect DTMs to/from their physical devices
  - display and print the properties of a DTM
  - transfer DTM configuration data to and from the physical device
  - functions specific to the DTM, via the Device menu

The fieldbus discovery function scans the physical devices in a fieldbus network and adds the selected devices to the DTM Browser.

DTM Audit Tool is provided to have a clear vision of the DTM versions embedded in a project and the versions installed on the PC. Depending on the DTM versions compatibility, the tool informs if the project can be opened and built.

## Programming languages

### The five IEC 61131-3 compliant languages

The five graphical or textual languages available in EcoStruxure Control Expert are used for programming Modicon M340, Modicon M580, Modicon M580 Safety, Modicon Momentum, Premium and Quantum automation platforms.

The three graphical languages are:
- Ladder (LD) language
- Function Block Diagram (FBD)
- Sequential Function Chart (SFC) or Grafcet

The two textual languages are:
- Structured Text (ST)
- Instruction List (IL)

For these five languages, you can use the standard set of instructions compliant with IEC standard 61131-3 to create applications which can be transferred from one platform to another. EcoStruxure Control Expert software also provides extensions to this standard set of instructions. As they are specific to Modicon M340, Modicon M580, Modicon M580 Safety, Modicon Momentum, Premium and Quantum automation platforms, these extensions support the development of more complex applications in order to maximize the potential of the specific features of each of these platforms.

### LL984 language

LL984 (Ladder Logic 984) language enables migration from legacy Modicon ranges. It is used to program Modicon M580, Modicon M580 Safety, Modicon M340, Momentum and Quantum automation platforms.

# Software

## EcoStruxure Control Expert software

### Small/Large/Extra Large/Extra Large with M580 Safety



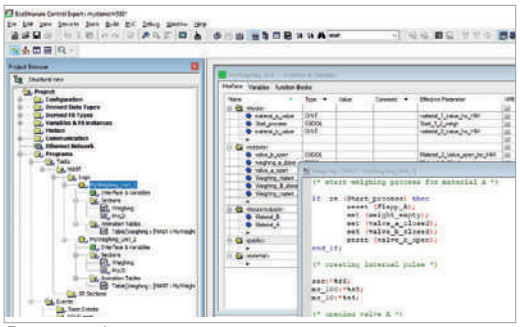

*Program units*

## Program units

Program Units are compliant with Program Organization Units (POUs) as defined in IEC1131-3 standard.

Program Units are autonomous programming entities (only available for Modicon M580 and M340). Program Units allows easy duplication and clear organization of program with local and public variables.

The Program Unit includes:
- Public and local variables
- Sections
- Animation tables

The following programming languages are supported:
- FBD (Function Block Diagram)
- LD (Ladder Diagram Language)
- SFC (Sequential Function Chart) only for sections in Program Unit that belongs to the MAST task
- IL (Instruction List)
- ST (Structured Text)

## Common Safety on Modicon M580 *(1)*

### Presentation

EcoStruxure Control Expert user-friendly interface for Modicon automation platforms family is now available for safety.

EcoStruxure Control Expert allows to:
- Manage a complete control and safety automation system from design to operation and maintenance.
- Increase productivity during engineering, commissioning and operation for both process and safety, reducing time to market.

EcoStruxure Control Expert makes it possible to design a common safety architecture by executing:
- Safety functions of your process in specific safety tasks,
- Standard functions in other tasks.

All X80 safety I/O are managed through safety tasks, and standard and non interfering X80 modules are managed in other tasks. So the mix of safety and standard X80 modules is possible in the same M580 Safety PAC.

### IEC 61131-3 compliant languages

FBD and LD are supported in SAFE task.
2 modes for operation and maintenance of SAFE task:
- Safety mode: in operation conditions, the safe task is running and is locked for users.
- Maintenance mode: dedicated for maintenance operation in safety part of the application.

### Data editor

Process and safe data are managed in distinct M580 memory area. EcoStruxure Control Expert allows to easily manage:
- Exchange of data between process and safe areas of the project in “Data Editor”
- Process data in “Process Data Editor”
- Safe data in “Safe Data Editor”

### Safety function blocks

EcoStruxure Control Expert supports new M580 Safety offers with IEC61508 programming languages and rich library of Safety Function blocks.

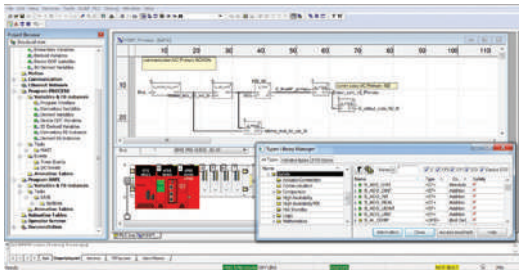

*Safety function block*

*(1) Available from V13*

Selection guide:
page 1/2

# Software

## EcoStruxure Control Expert software

### Small/Large/Extra Large/Extra Large with M580 Safety



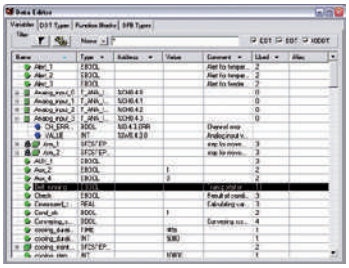

*Data editor*

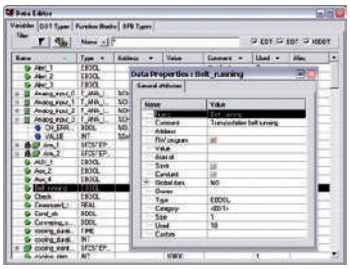

*Data properties*

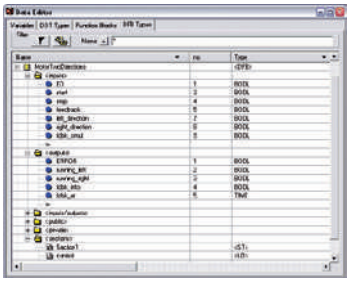

*Design*

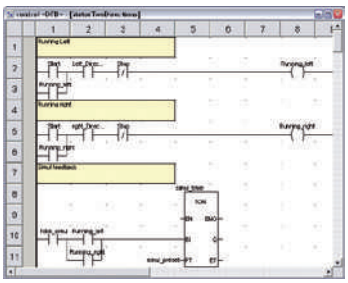

*Creating the code*

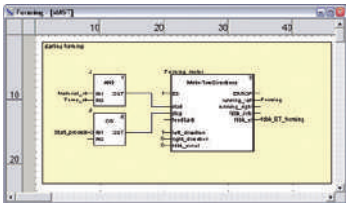

*Use within the program*

## Data editor

The data editor provides a single tool for performing the following editing tasks:
- Declaration of data including variables and function blocks (declaration of their type, instances and attributes)
- Use and archiving of function block data types in different libraries
- Hierarchical view of data structures
- Searching, sorting and filtering of data
- Creation of a hyperlink to access a description from any variable comment

The data is displayed in four tabs:
- "Variables" tab for the creation and management of the following data instances: bits, words, double words, inputs/outputs, tables and structures
- "DDT Types" tab for the creation of derived data types (tables and structures)
- "Function Blocks" tab for the declaration of EFBs and DFBs
- "DFB Types" tab for the creation of DFB user function block data types

Each data element has several attributes, of which:
- Variable name and type are mandatory
- Comment, physical address in the memory and initial values are optional

The data editor columns can be configured (number of columns, order). The attributes associated with a variable can be displayed in a properties window.

This editor can be accessed at any time during programming by selecting variables for data modification or creation.

## DFB user function blocks

With EcoStruxure Control Expert software, users can create their own function blocks for specific application requirements on Modicon M340, Modicon M580, Modicon M580 Safety, Modicon Momentum, Premium and Quantum platforms.

Once created and saved in the library, these user function blocks can be reused as easily as EFBs (Elementary Function Blocks).

The user function blocks can be used to structure an application. They are used when a program sequence is repeated several times in the application or for freezing a standard programming routine. They can be read-only or read/write. They can be exported to the other EcoStruxure Control Expert applications.

Using a DFB in one or more applications:
- simplifies program design and entry
- improves program readability and understanding
- facilitates program debugging (variables handled by the DFB are identified in the data editor)
- enables the use of private variables specific to the DFBs, which are independent of the application

A DFB is set up in several stages:
- The DFB is designed by assigning a name, a set of parameters (inputs, outputs, public and private internal variables) and a comment to it via the data editor.
- The code is created in one or more sections of the program, with the following languages selected according to requirements: Structured Text, Instruction List, Ladder or Function Block Diagram (ST, IL, LD or FBD).
- The DFB can be stored in a library with an associated version number.
- A DFB instance is created in the data editor or when the function is called in the program editor.
- This instance is used in the program in the same way as an EFB (the instance can be created from within the program).

Selection guide:
page 1/2

# Software

## EcoStruxure Control Expert software

### Small/Large/Extra Large/Extra Large with M580 Safety





*Standard function block libraries*

## Function block libraries

The function and function block libraries manager contains the elements provided with EcoStruxure Control Expert software. Functions and function blocks are organized into libraries, which themselves consist of families. Depending on the type of PAC selected and the processor model, users will have a subset of these libraries available to write their applications. However, the “Base Lib” library contains a set of functions and function blocks, for the majority of which compatibility is independent of the platforms. In particular, it contains the blocks compliant with IEC 61131-3.
The “Base Lib” library is structured into families:

- Timers and counters
- Process control on integers
- Table management
- Comparison
- Date and time management
- Logic processing
- Mathematical processing
- Statistical processing
- Character string processing
- Type-to-type data conversion

The “Base Lib” library, which covers standard automation functions, is supplemented by other, more application-specific libraries and platform-specific functions:

- **Communication library**, providing an easy means of integrating communication programs from PACs with those used by HMIs from the PAC application program. Like other function blocks, these EFBs can be used in any language to exchange data between PACs or to deliver data to be displayed on an HMI.
- **Process control library**. The CONT_CTL library can be used to set up process-specific control loops. It offers controller, derivative and integral control functions and additional algorithms, such as EFBs for calculating mean values, selecting a maximum value, detecting edges or assigning a hysteresis to process values, etc.
- **Diagnostics library**, which can be used to monitor actuators and contains EFBs for active diagnostics, reactive diagnostics, interlocking diagnostics, permanent process condition diagnostics, dynamic diagnostics, monitoring of signal groups, etc.
- **I/O management library**, providing services to handle information exchanged with hardware modules (formatting data, scaling, etc.).
- **Motion Function Blocks library**, containing a set of predefined functions and structures to manage motion controlled by drives and servo drives connected on CANopen.
- **Motion library** for motion control and fast counting.
- **System library**, which provides EFBs for the execution of system functions, including: evaluation of scan time, availability of several different system clocks, SFC section monitoring, display of system status, management of files on the memory cartridge of the Modicon M340 processor, M580 processor, etc.
- Finally, a library named “obsolete”, containing the function blocks used by legacy programming software needed to perform application conversions.

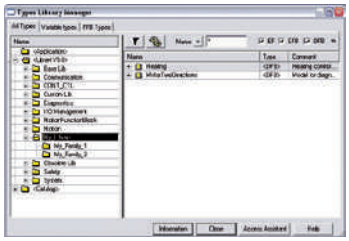

*User libraries*

## Management of user standards

Users can create libraries and families in order to store their own DFBs and DDTs. This enhancement allows users to take advantage of programming standards adapted to their needs, along with version management. This means that it is possible to:

- Check the version of the elements used in an application program against those stored in the library
- Perform an upgrade, if necessary

Selection guide:
page 1/2

# Software

## EcoStruxure Control Expert software

### Small/Large/Extra Large/Extra Large with M580 Safety



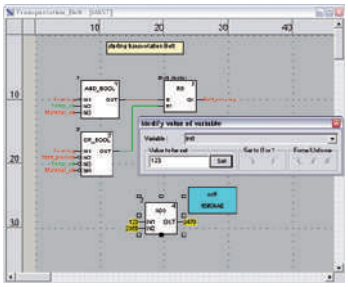

*Debugging tools: Dynamic animation/adjustment*

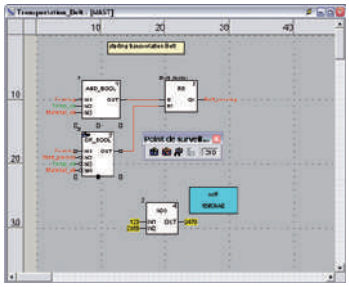

*Debugging tools: Watchpoint*

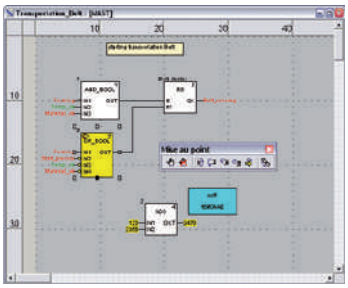

*Debugging tools: Breakpoint/step-by-step*

## Debugging tools

EcoStruxure Control Expert software offers a complete set of tools for debugging Modicon M340, M580, M580S, Momentum, Premium or Quantum applications. A tool palette provides direct access to the main functions:

- ■ Dynamic program animation.
- ■ Setting of watchpoints or breakpoints (not authorized in event-triggered tasks).
- ■ Step-by-step program execution. A function in this mode enables section-by-section execution. Instruction-by-instruction execution can be launched from the previous breakpoint. Three execution commands are therefore possible when the element to be processed is a subroutine (SR) or DFB user block instance:
  - □ Step Into: this command is used to move to the first element of the SR or DFB
  - □ Step Over: this command is used to execute the entire SR or DFB
  - □ Step Out: this command is used to move to the next instruction after the SR or DFB element
- ■ Independent execution of the master (MAST), fast (FAST), auxiliary (AUX) and event-triggered (EVTi) tasks.

### Animation of program elements

Dynamic animation is managed section-by-section. A button on the toolbar is used to activate or deactivate animation for each section.
When the PAC is in RUN, this mode can be used to view simultaneously:

- ■ The animation of a program section, regardless of the language used.
- ■ The variables window containing the application objects created automatically from the section viewed.

### Animation table

Tables containing the variables of the application to be monitored or modified can be created by data entry or initialized automatically from the selected program section. The tables can be stored in the application and retrieved from there at a later date.

EcoStruxure Control Expert can be used to save, import and export Animation tables with predefined set values. As it allows population of set values along with current values and vice versa in the PAC, the Animation tables can be used as templates to make the application easier to tune.

### Debugging DFB user function blocks

The parameters and public variables of these blocks are displayed and animated in real time using animation tables, with the possibility of modifying and forcing the required objects.
In exactly the same way as with other program elements, the watchpoint, breakpoint, step-by-step execution and program code diagnostics functions can be used to analyze the behavior of DFBs. Setting a breakpoint in a DFB user function block instance stops execution of the task containing this block.

### Debugging in Sequential Function Chart (SFC) language

The various debugging tools are also available in SFC language. However, unlike other sections (IL, ST, LD or FBD), an SFC section executed step-by-step does not stop execution of the task but instead freezes the SFC chart. Several breakpoints can be declared simultaneously within a single SFC section.

Selection guide:
page 1/2

# Software

## EcoStruxure Control Expert software

### Small/Large/Extra Large/Extra Large with M580 Safety



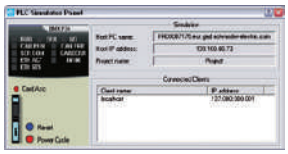

*Simulator control panel*

## PLC simulator

EcoStruxure Control Expert 's integrated simulator can be used to test the application program for Modicon M340, M580, M580S, Momentum, Premium or Quantum automation platforms from the PC terminal without having to connect to the processor. The functions provided by the debugging tools are available for debugging the master, fast and auxiliary tasks.
As the simulator does not manage the PLC I/O, animation tables can be used to simulate the state of inputs by forcing them to 0 or 1.
The simulator can be connected to third-party applications via an OPC server with OFS *(OPC Factory Server)* software.

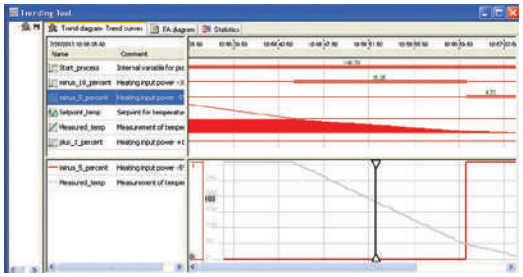

*Trending tool control panel*

## Trending tool

The trending tool allows easy monitoring of variables by detecting operating problems or improving process performance. You can select any variable in your application and start acquisition, save records, and analyze records with integrated tools or Excel. The PAC mast scan can scan up to 16 variables.

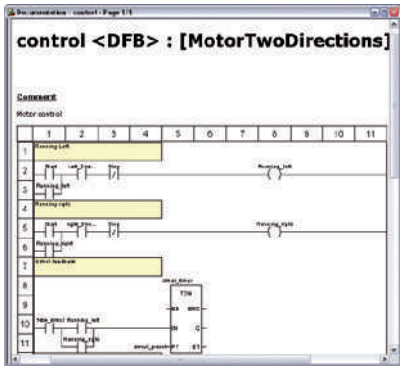


*Accessing the documentation editor*

## Documentation editor

The documentation editor is based on the Documentation Browser, which shows the file structure in tree form.
It allows all or part of the application file to be printed on any graphics printer accessible under Windows and using True Type technology, in A4 or US letter print format.
The documentation editor supports the creation of user-specific files using the following headings:

- Title page
- Contents
- General information
- Footer
- Configuration
- EF, EFB and DFB type function blocks
- User variables
- Communication
- Project structure
- Program
- Animation tables and cross-references
- Runtime screens

## System Time stamping

System Mode allows Time Stamping of I/O or internal variables for easy management via OFS and SCADA. Programming or use of any function block is not required as the configuration is easy to perform in EcoStruxure Control Expert Data Editor supported by OFS version 3.51.

Selection guide:
page 1/2

# Software

## EcoStruxure Control Expert software

### Small/Large/Extra Large/Extra Large with M580 Safety
### Integrated diagnostics



## Diagnostics integrated in Modicon M340, Modicon M580, Modicon M580 Safety, Premium and Quantum automation platforms

### Presentation

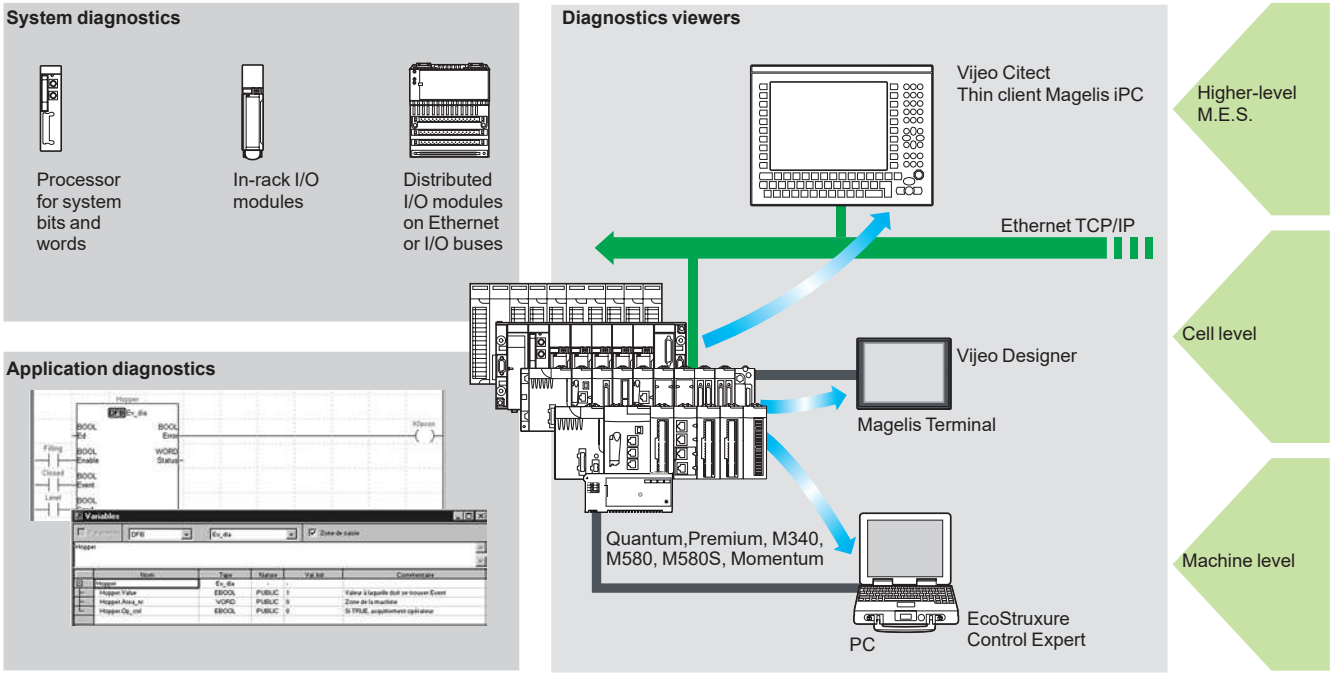


The diagnostics offer for Modicon M340, M580, M580S, Momentum, Premium and Quantum platforms is based on the following three components:

- System diagnostics
- DFB and EFB diagnostic function blocks (for system and application diagnostics)
- Error message display system, called viewers, supplied as a standard component of Magelis terminal, Vijeo Citect supervisory software and EcoStruxure Control Expert setup software

### System diagnostics

The system diagnostics for the Modicon M340, M580, M580S, Momentum, Premium and Quantum platforms support the monitoring of system bits/words, I/O modules and activity times (minimum/maximum) of SFC steps. By simply choosing the relevant option during application configuration, any event will generate time-stamped messages logged in the diagnostic buffer of the PAC.
These events are displayed automatically in a diagnostics viewer *(1)* without requiring any additional programming.

With EcoStruxure Control Expert integrated diagnostics, this function can be used to perform first-level diagnostics of the elements in the configuration, up to and including each I/O module channel.

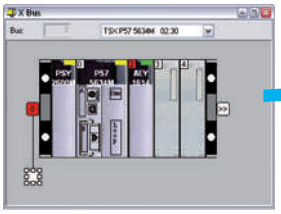

Configuration level

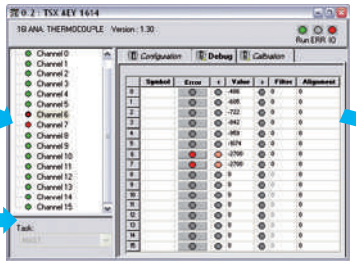

Module level

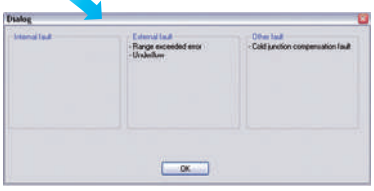

Channel level

Viewer window (example with EcoStruxure Control Expert software)

*(1) Diagnostics viewers are tools for displaying and acknowledging diagnostic error messages. They are supplied as a standard component of EcoStruxure Control Expert and Vijeo Designer software, with Magelis terminals and with the PLC Web server that can be accessed via a thin client Magelis iPC.*

1

## Modifying the program with the PAC in RUN mode

With EcoStruxure Control Expert , changes can be made to the program when the PAC connected to the programming terminal is in RUN mode. These modifications are performed with the following operations:
■ The application contained in the PAC is transferred to the PC terminal running EcoStruxure Control Expert , if necessary.
■ Program changes are prepared. These program modifications can be of any type and in any language (IL, ST, LD, FBD and SFC), for example, addition or deletion of SFC steps or actions. The code of a DFB user function block can also be modified (however, modification of its interface is not permitted).
■ These program changes are updated in the PAC (in RUN mode).

This function makes it possible to add or modify program code and data in different parts of the application during a single modification session (thus resulting in a uniform, consistent modification with respect to the controlled process). This increased flexibility comes at a cost in terms of the amount of program memory required.

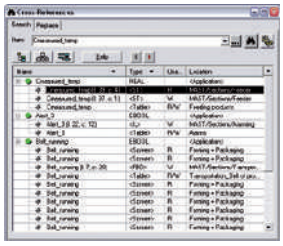

*Cross-references table*

## Cross-references function

EcoStruxure Control Expert 's cross-references function, which is available in standalone mode (offline) and when connected to the PAC in Run (online), allows users to view the elements of a PAC application when searching for any type of variable. This view indicates where the declared variable is used, as well as how it is used (for writing, reading, etc.).
This function also provides access to the Search/Replace function for variable names.
The variable search can be initialized from any editor (language, data, runtime screen, animation table, etc.).

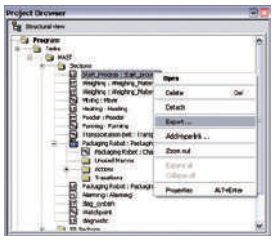

*Data export shortcut menu*

## Import/export function

The import/export function available in EcoStruxure Control Expert  supports the following operations from the structural and functional project views:
■ Via the import function, reuse of all or part of a previously created project in the current project.
■ Via the export function, copying of all or part of the current project to a file for subsequent reuse.

The files generated during export are generally in XML format *(1)*. However, in addition to XML, variables can be exported and imported in the following formats:
■ .xvm format compatible with OFS data server software
■ source format, in an .scy file compatible with PL7 development software
■ text format with separator (TAB) in a .txt file for compatibility with any other system

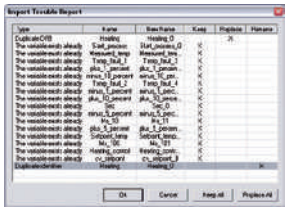

*Data import wizard*

During an import, a wizard can be used to reassign data to new instances of:
■ DFB function blocks
■ DDT data structures
■ simple data
In addition, when a functional module is imported, the data associated with animation tables and runtime screens is also reassigned.

The XML import function also supports the transfer of a Modicon M340, Modicon M580, Modicon M580 Safety, Premium or Quantum PAC configuration prepared in the SIS Pro costing and configuration tool for use in the creation of a project in EcoStruxure Control Expert . This import function spares the user from having to redefine the PAC configuration when the PAC has already been configured with the SIS Pro tool.

EcoStruxure Control Expert  includes an Excel import/export tool that makes it easy to manage the variables using an XML export file in Excel.

*(1) XML language is an open, text-based language that provides structural and semantic information.*

# Software

## EcoStruxure Control Expert software

### Small/Large/Extra Large/Extra Large with M580 Safety



## Application converters

EcoStruxure Control Expert 's integrated conversion tools can be used to convert applications created with ModSoft, ProWorX, Concept and PL7 programming software to EcoStruxure Control Expert applications.

### Concept/EcoStruxure Control Expert converter (Quantum and Momentum PACs)

This conversion is performed with a Concept application V2.5 or later (it can also be performed in V2.11 or later, but only after an update to V2.5). In order to perform the conversion, the application should be exported to an ASCII file in Concept.
The export file is converted to a EcoStruxure Control Expert source file automatically. This file is then analyzed by EcoStruxure Control Expert . At the end of the procedure, a conversion report is generated and an output window displays any conversion detected error and provides direct access to the part of the program to be modified.
The Concept application converter converts the application to EcoStruxure Control Expert , but does not guarantee that it will operate correctly in real time. It is therefore essential to test or debug all converted applications.

### PL7/EcoStruxure Control Expert converter (Premium PAC and Atrium slot PAC)

This conversion is performed with a PL7 application V4 or later (Premium PAC or Atrium slot PAC). In order to perform the conversion, the source file (complete application or user function block) should be exported to PL7.
The conversion procedure is similar to that of the Concept conversion described above.

***Note:*** *Applications created with Concept, Modsoft and ProWORX can be converted to LL984. Please contact our Customer Care Center*

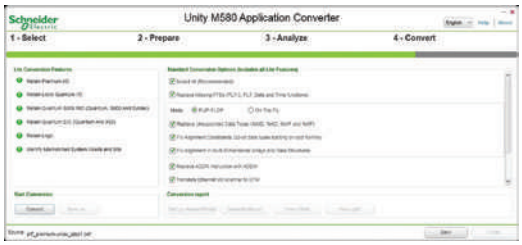


*Unity M580 Application Converter tool*

### Unity M580 Application Converter (UMAC)

The conversion from Unity Quantum and Unity Premium applications to Unity M580 applications is performed with UMAC.
UMAC is a standalone software tool that can be installed on a Windows PC.
The complete conversion process relies on the use of EcoStruxure Control Expert .
UMAC is available in 2 sizes: Lite and Standard. UMAC Lite is free and downloadable from our website www.schneider-electric.com. UMAC Lite allows to retain the existing configuration while UMAC Standard adapts the code to Modicon M580.

## Operating system update utilities

The OS-Loader software is designed for updating operating systems on Premium and Quantum platforms. It is supplied with EcoStruxure Control Expert software.
It is used to upgrade EcoStruxure Control Expert cessors and modules as well as to upgrade PL7 or Concept processors and modules to make them compatible with EcoStruxure Control Expert .

OS-Loader software supports:
- Premium processors
- Quantum processors
- Ethernet communication modules
- EtherNet/IP communication modules

The operating system updates are performed as follows:
- Uni-Telway RS 485 terminal link for Premium processors
- Modbus or Modbus Plus terminal link for Quantum processors
- Ethernet TCP/IP network for integrated Ethernet port on Premium processors and Premium and Quantum Ethernet modules

***Note:*** *For Modicon M340, M580 and Momentum this service is provided by Unity Loader (see page 2/6).*

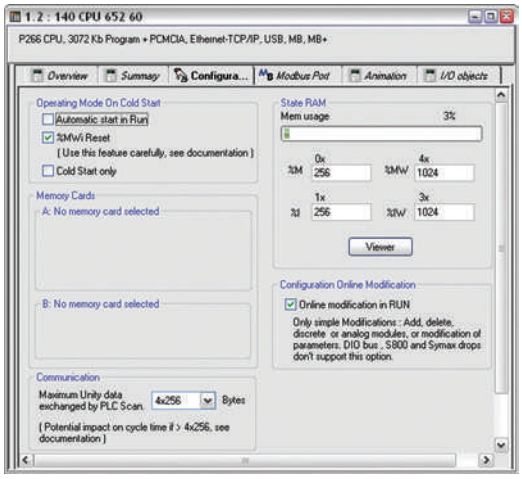


*Configuration screen*

## Online modification of the configuration (CCOTF)

This function, also called *Change Configuration On The Fly (CCOTF)*, is used to modify the Modicon M580 or Modicon Quantum configuration online (application in RUN mode):
- Addition or removal of discrete or analog I/O modules
- Modification of configuration parameters of discrete or analog I/O modules (already present or newly installed)

On Quantum, the CCOTF function is supported by standalone processors for the three types of I/O architecture (local, RIO, DIO) using version 5 of EcoStruxure Control Expert , and for Hot Standby processors using version 4.1 or higher of EcoStruxure Control Expert . The CCOTF function should first be validated in the EcoStruxure Control Expert configuration screen. A confirmation screen appears when the configuration has been modified online.

# Software

## EcoStruxure Control Expert software

### Small/Large/Extra Large/Extra Large with M580 Safety
### Programmable process control



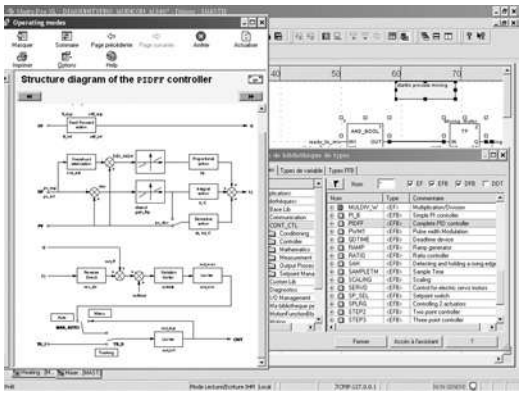


*CONT_CTL, programmable process control integrated in Unity Pro*

## Process control in machines

EcoStruxure Control Expert contains **CONT_CTL,** a library of 36 function blocks used to create control loops for machine control.

The requirements for closed loop control functions in machines are adequately met by Modicon M340, Modicon M580, Modicon M580 Safety, Modicon Momentum, Premium and Quantum platforms thanks to the wealth of functions in the library and the flexibility with which function blocks can be linked together through programming. This solution therefore avoids the need for external controllers and simplifies the overall control architecture of the machine, as well as its design, roll-out and operation.

The EFs or EFBs can be used in any of the EcoStruxure Control Expert languages (LD, ST, IL and FBD). FBD is particularly suitable for accessing control processing operations in EcoStruxure Control Expert through its wizard for entering and viewing parameters and function block variables.

### CONT_CTL library functions

The library consists of six function families:
- input data conditioning
- controllers
- mathematical functions
- process value processing
- output value processing
- setpoint management

| | |
|---|---|
| **Input data conditioning** | |
| DTIME | Pure time delay |
| INTEGRATOR | Integrator with limiting |
| LAG_FILTER | First order time lag |
| LDLG | Lead/lag function with smoothing |
| LEAD | Lead function with smoothing |
| MFLOW | Mass flow calculation based on the measurement of differential pressure or flow speed with pressure and temperature compensation |
| QDTIME | Dead time term |
| SCALING | Scaling |
| TOTALIZER | Integrator (typically of flow) until a limit (typically a volume) is reached, with automatic reset |
| VEL_LIM | Velocity limiter, with manipulated variable limiting |
| **Controllers** | |
| PI_B | Basic PI controller: PI algorithm with a mixed structure (series/parallel) |
| PIDFF | Complete PID controller: PID algorithm with a parallel or mixed structure (series/parallel) |
| AUTOTUNE | Automatic tuner setting for the PIDFF (complete PID) controller or the PI_B (simple PI) controller<br>□ Identification using Ziegler Nichols type method<br>□ Modeling based on first-order process<br>□ Building of control parameters with criterion for prioritizing either the reaction time to disturbance (dynamic) or the stability of the process |
| IMC | Model-based controller. The model is a first-order model with delay. This corrector is useful:<br>□ When there are serious delays compared with the main time constant of the process; this scenario cannot be satisfactorily resolved by standard PID process control.<br>□ For regulating a non-linear process IMC can handle any stable aperiodic process of any order. |
| SAMPLETM | Control of controller startup and sampling |
| STEP2 | Simple two-position controller |
| STEP3 | Three-position controller for temperature regulation |
| **Mathematical functions** | |
| COMP_DB | Comparison of two values, with dead zone and hysteresis |
| K_SQRT | Square root, with weighting and threshold, useful for linearization of flow measurements |
| MULDIV_W | Weighted multiplication/division of 3 numerical values |
| SUM_W | Weighted summing of 3 numerical values |

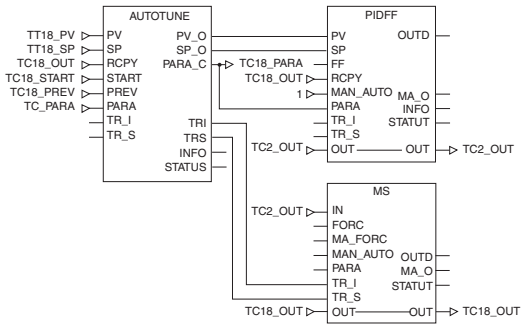


*Example: PID controller with MS manual control*

Selection guide:
page 1/2



Schneider Electric

# Software

## EcoStruxure Control Expert software

### Small/Large/Extra Large/Extra Large with M580 Safety
### Programmable process control



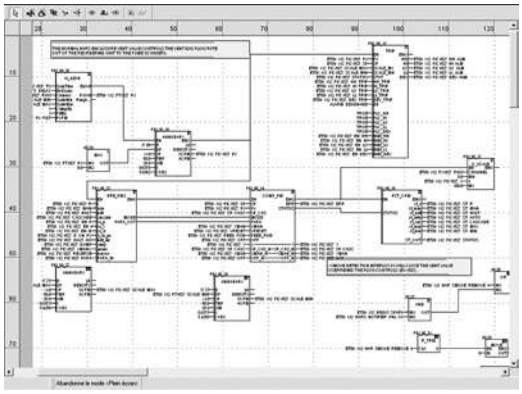

*Programming in EcoStruxure Control Expert in offline mode*

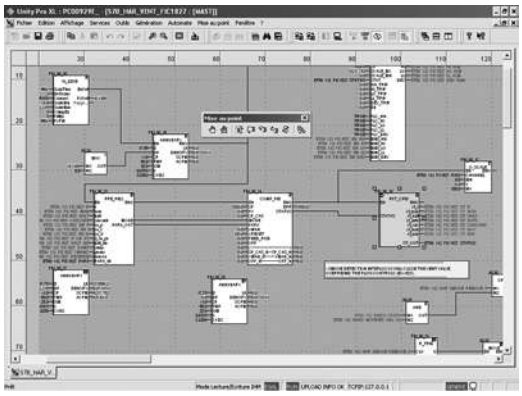

*Programming in online mode*

## Process control in machines (continued)

### CONT_CTL library functions (continued)

| | |
|---|---|
| **Process value processing** | |
| AVGMV | Moving average with fixed number of samples (50 max.) |
| AVGMV_K | Moving average with constant correction factor, 10,000 samples max. |
| DEAD_ZONE | Dead zone |
| LOOKUP_TABLE1 | Linearization of characteristic curves using first-order interpolation |
| SAH | Detection of a rising edge |
| HYST_XXX | Detection of high threshold with hysteresis *(1)* |
| INDLIM_XXX | Detection of high and low thresholds with hysteresis *(1)* |
| **Output value processing** | |
| MS | Manual control of an output |
| MS_DB | Manual control of an output with dead zone |
| PWM1 | Control via pulse width modulation |
| SERVO | Control for servo motors |
| SPLRG | Control of two *Split Range* actuators |
| **Setpoint management** | |
| RAMP | Ramp generator, with separate ascending and descending ramps |
| RATIO | Ratio controller |
| SP_SEL | Selection of setpoint value: local (operator) or *remote* (processing) |

### Setting up process control function blocks

Based on the sequencing of function blocks, the FBD language integrated in EcoStruxure Control Expert is a programming language particularly suitable for building control loops.
Designers can use FBD to easily associate blocks from the CONT_CTL library with their own DFBs written in EcoStruxure Control Expert 's ST, IL or LD language, or in C language.

### Debugging, operation

All EcoStruxure Control Expert 's standard debugging services (see page 1/11) are available. In particular, the PLC simulator can be used to check correct execution of processing offline.

### Compatibility

The CONT_CTL control function block library is available in all versions of EcoStruxure Control Expert . It is compatible with processors in the Modicon M340, Modicon M580, Modicon M580 Safety, Modicon Momentum, Premium and Quantum ranges.

### Optional specialized libraries

The CONT_CTL control function block library can be supplemented with optional specialized libraries, to meet specific needs such as predictive control, fuzzy logic controller, HVAC and mass flow calculation (see page 2/8).

### Resources

The technical documentation provides many examples of how to set up programmable process control function blocks in FBD, LD, IL and ST languages.

The techniques for adjusting process control loops are described in the document “Process control, Unity V3.0” available online at www.schneider-electric.com.

*(1) XXX according to the type of variable: DINT, INT, UINT, UDINT, REAL.*

# Software

## EcoStruxure Control Expert software

Small/Large/Extra Large/Extra Large with M580 Safety



### Communication drivers

The most commonly used communication drivers for Modicon M340, M580, M580S, Momentum, Premium and Quantum platforms are installed at the same time as the EcoStruxure Control Expert software.

EcoStruxure Control Expert also includes the following drivers, which can be installed as required *(1)*:

| Protocol - Hardware | Windows® 7 32-bit and 64-bit editions | Windows® 10 32-bit and 64-bit editions |
|---|---|---|
| **Fip adaptor** - CUSBFIP | ■ | |
| **Modbus Serial** - COM port | ■ | ■ |
| **PCIway** - Atrium TPCI57 PCI card | ■ | |
| **Uni-Telway** - COM port | ■ | ■ |
| **USB** for high end PLC | ■ | ■ |
| **XIP** - XWay on TCP/IP | ■ | ■ |

■ Driver available  □ Driver not available

### Upgrade kits for Concept, PL7 Pro and ProWORX software

The Concept, PL7 Pro and ProWORX upgrade kits allow users who already have one of these programs from the installed base, and who have a current subscription, to obtain EcoStruxure Control Expert version V4.1 software at a reduced price.

These upgrades are only available for licenses of the same type (e.g. from Concept XL group license to EcoStruxure Control Expert Extra Large group license).

### Composition and Windows® OS compatibility

EcoStruxure Control Expert multilingual software packages are compatible with Windows 7 Professional (32-bit and 64-bit), Windows 10 (32-bit and 64-bit) and Windows Server 2016 operating systems. On 64-bit Windows 7, the installation of Service Pack 1 (SP1) is mandatory in order to use EcoStruxure Control Expert V14 / Unity Pro V13.

A 64-bit Windows operating system with 4 GB RAM minimum is mandatory in order to manage projects with Modicon M580 controller and projects using DTMs.

***Note:*** *EcoStruxure Control Expert requires .NET Framework 3.5 and .NET Framework 4.5.2.*

They include:
- Documentation in electronic format in six languages (English, French, German, Italian, Spanish and Chinese)
- Converters for converting applications created with Concept, PL7 and Unity M580 application converter (UMAC) programming software
- PLC simulator

Cables for connecting the processor to the programming PC need to be ordered separately.

*(1) Also available separately under reference **TLXCDDRV20M**.*

Selection guide:
page 1/2

# Software

## EcoStruxure Control Expert software

### Small/Large/Extra Large/Extra Large with M580 Safety



## EcoStruxure Control Expert update

Customers are notified automatically when a new EcoStruxure Control Expert update becomes available.
They can then access the software update manager directly, download the update and install it locally on their workstation.

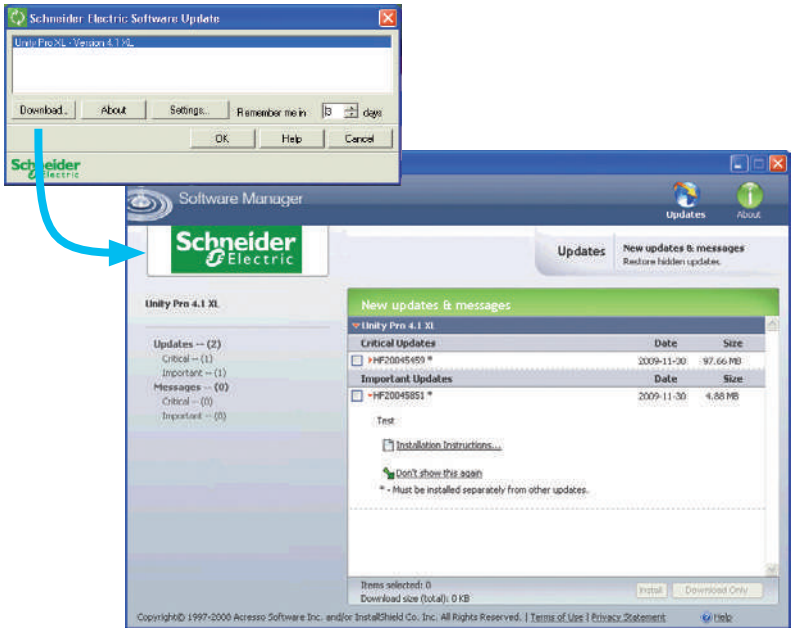


***Note**: The latest firmware versions can be downloaded from our website www.schneider-electric.com.*

Selection guide:
page 1/2

# Software

## EcoStruxure Control Expert software

### Small/Large/Extra Large/Extra Large Safety

*EcoStruxure Control Expert*

## What is new in EcoStruxure Control Expert versus Unity Pro

### Package and licenses can be ordered separately

License is mandatory to run EcoStruxure Control Expert (after expiration of Trial Period), while DVD package is optional: installation files can be downloaded from Schneider-Electric.com.

Licenses are printed and delivered separately.

### Package is unique

Package is now unique for all sizes (Small, Large, Extra Large and Safety).

Licenses are available in different sizes:
- EcoStruxure Control Expert Small (see page 1/21)
- EcoStruxure Control Expert Large (see page 1/22)
- EcoStruxure Control Expert Extra Large (see page 1/23)
- EcoStruxure Control Expert Extra Large Safety (see page 1/24)

### New Floating Licenses are available

In addition to usual licenses that are linked to the computer where Control Expert is running (so-called Node Locked licenses), new Floating Licenses are available.

### Unity Pro XLS becomes EcoStruxure Control Expert with M580 Safety

M580 Safety can now be managed in different ways:
- With an Add-on license that can be added to a XL or L license (see page 1/24); or
- Directly with a bundle license (EcoStruxure Control Expert XL with M580 Safety).

(see page 1/24)

## Composition and Windows OS compatibility

EcoStruxure Control Expert multilingual software packages are compatible with Windows 7 (32-bit and 64-bit), Windows 10 (32-bit and 64-bit) and Windows Server 2016 operating systems.

The package comprises an EcoStruxure Control Expert V14 DVD in six languages (English, French, German, Italian, Spanish and Chinese).

## EcoStruxure Control Expert package

### EcoStruxure Control Expert DVD package

| Description | Software size | Reference | Weight kg/*lb* |
|---|---|---|---|
| **EcoStruxure Control Expert DVD package** | Small<br>Large<br>Extra Large<br>Extra Large Safety | **CEXPACKAGEV14** | – |

Selection guide:
page 1/2

## EcoStruxure Control Expert Small version 14 software

For Modicon M340: **All models**
For Modicon Momentum: **171CBU78090/98090/98091**
For distributed I/O: **Modicon ETB**, **TM7**, **OTB**, **STB**, **Momentum**

### EcoStruxure Control Expert Small version 14 software licenses *(1) (2)*

| Description | License type | Reference | Weight kg/*lb* |
|---|---|---|---|
| **EcoStruxure Control Expert Small software licenses** | Single (1 station) | CEXSPUCZSSPMZZ | – |
| | Group (3 stations) | CEXSPUCZSGPMZZ | – |
| | Team (10 stations) | CEXSPUCZSTPMZZ | – |

### License upgrades for EcoStruxure Control Expert Small version 14

| From | To | Reference | Weight kg/*lb* |
|---|---|---|---|
| Single (1 station) | Group (3 stations) | CEXUPNCZSGPMZZ | – |
| Group (3 stations) | Team (10 stations) | CEXUPNCZSTPMZZ | – |

*(1) For compatibility of EcoStruxure control Expert software/automation platforms and distributed I/O, refer to the selection guide on page 1/2.*
*(2) Renewals for EcoStruxure Control Expert new versions are possible. Please contact our Customer Care Center for more information.*

# Software

## EcoStruxure Control Expert software
Large

*EcoStruxure Control Expert*

### EcoStruxure Control Expert Large version 14 software

For Modicon M340: **All models**
For Modicon M580: **BMEH5820/BMEP5810/5820/5830**
For Modicon Momentum: **171CBU78090/98090/98091**
For Modicon Premium: **TSX571●…4●**
For Modicon Quantum: **140CPU31110/43412U/53414U**
For distributed I/O: **Modicon ETB**, **TM7**, **OTB**, **STB**, **Momentum**

**EcoStruxure Control Expert Large version 14 software licenses** *(1) (2)*

| Description | License type | Reference | Weight kg/*lb* |
|---|---|---|---|
| **EcoStruxure Control Expert Large software licenses** | Single (1 station) | CEXSPUCZLSPMZZ | – |
| | Group (3 stations) | CEXSPUCZLGPMZZ | – |
| | Team (10 stations) | CEXSPUCZLTPMZZ | – |

**License upgrades for EcoStruxure Control Expert Large version 14**

| From | To | Reference | Weight kg/*lb* |
|---|---|---|---|
| Single (1 station) | Group (3 stations) | CEXUPNCZLGPMZZ | – |
| Group (3 stations) | Team (10 stations) | CEXUPNCZLTPMZZ | – |

**Upgrade to EcoStruxure Control Expert Large from EcoStruxure Control Expert Small**

| Type of upgrade<br>The number of stations is unchanged | Reference | Weight kg/*lb* |
|---|---|---|
| Small to Large Single (1 station) | CEXUPGCZLSPMZZ | – |
| Small to Large Group (3 stations) | CEXUPGCZLGPMZZ | – |
| Small to Large Team (10 stations) | CEXUPGCZLTPMZZ | – |

*(1) For compatibility of EcoStruxure Control Expert software/automation platforms and distributed I/O, refer to the selection guide on page 1/2.*
*(2) Renewals for EcoStruxure Control Expert new versions are possible. Please contact our Customer Care Center for more information.*

# Software

## EcoStruxure Control Expert software
Extra Large



### EcoStruxure Control Expert Extra Large version 14 software

For Modicon M340: **All models**
For Modicon M580: **All models**
For Modicon Momentum: **171CBU78090/98090/98091**
For Modicon Premium: **TSX571●...6●**
For Modicon Quantum: **140CPU31110/43412U/53414U/65150/65160/65260/67160/67260/67261**
For distributed I/O: **Modicon ETB**, **TM7**, **OTB**, **STB**, **Momentum**

**EcoStruxure Control Expert Extra Large version 14 software licenses** *(1) (2)*

| Description | License type | Reference | Weight kg/*lb* |
|---|---|---|---|
| **EcoStruxure Control Expert Extra Large software licenses** | Single (1 station) | CEXSPUCZXSPMZZ | – |
| | Group (3 stations) | CEXSPUCZXGPMZZ | – |
| | Team (10 stations) | CEXSPUCZXTPMZZ | – |
| | Entity (100 stations) | CEXSPUCZXEPMZZ | – |

**License upgrades for EcoStruxure Control Expert Extra Large**

| From | To | Reference | Weight kg/*lb* |
|---|---|---|---|
| Single (1 station) | Group (3 stations) | CEXUPNCZXGPMZZ | – |
| Group (3 stations) | Team (10 stations) | CEXUPNCZXTPMZZ | – |

**Upgrade to EcoStruxure Control Expert Extra Large from EcoStruxure Control Expert Large**

| Type of upgrade<br>The number of stations is unchanged | Reference | Weight kg/*lb* |
|---|---|---|
| Large to Pro Extra Large Single (1 station) | CEXUPGCZXSPMZZ | – |
| Large to Pro Extra Large Group (3 stations) | CEXUPGCZXGPMZZ | – |
| Large to Pro Extra Large Team (10 stations) | CEXUPGCZXTPMZZ | – |

### EcoStruxure Control Expert Extra Large Floating version 14 software

**EcoStruxure Control Expert Extra Large Floating software licenses** *(1) (2)*

| Description | License type | Reference | Weight kg/*lb* |
|---|---|---|---|
| **EcoStruxure Control Expert Extra Large Group Floating software licenses** | Group (3 stations) | CEXSPUCZXGPTZZ | – |
| | Team (10 stations) | CEXSPUCZXTPTZZ | – |

*(1) For compatibility of EcoStruxure Control Expert software/automation platforms and distributed I/O, refer to EcoStruxure Control Expert Pro Extra Large in the selection guide on* *page 1/3.*
*(2) Renewals for EcoStruxure Control Expert new versions are possible. Please contact our Customer Care Center for more information.*

# Software

## EcoStruxure Control Expert software
## Extra Large Safety
## M580 Safety Add-ons

*EcoStruxure Control Expert*

### EcoStruxure Control Expert Extra Large with M580 Safety version 14 software

For Modicon M340: **All models**
For Modicon M580: **All models**
For Modicon M580 Safety: **All models**
For Modicon Momentum: **171CBU78090/98090/98091**
For Modicon Premium: **TSX571●...6●**
For Modicon Quantum: **140CPU31110/43412U/53414U/65150/65160/65260/67160/67260/67261**
For distributed I/O: **Modicon ETB, TM7, OTB, STB, Momentum**

#### License use examples

EcoStruxure Control Expert Extra Large with M580 Safety can now be managed in different ways:
■ With an Add-on license that can be added to an XL or L license (see below on this page)
■ Directly with a bundle license (EcoStruxure Control Expert XL with M580 Safety) (see below on this page)

To manage BMEP582040S or BMEH582040S Safety CPUs, the following licenses can be used:
■ CEXSPUCZL●PMZZ (EcoStruxure Control Expert Large) with CEXADSCZZ●PMZZ (M580 Safety Add-on for L or XL single)

To manage all Modicon M580 Safety CPU models, the following licenses can be used:
■ CEXSPUCZX●PMZZ (EcoStruxure Control Expert Large) with CEXADSCZZ●PMZZ (M580 Safety Add-On for L or XL single)
■ CEXSPSCZX●PMZZ (EcoStruxure Control Expert Large Safety)

#### EcoStruxure Control Expert Extra Large with M580 Safety software licenses *(1)(2)*

| Description | License type | Reference | Weight kg/*lb* |
|---|---|---|---|
| **EcoStruxure Control Expert Extra Large with M580 Safety software licenses** | Single (1 station) | CEXSPSCZXSPMZZ | – |
| | Group (3 stations) | CEXSPSCZXGPMZZ | – |
| | Team (10 stations) | CEXSPSCZXTPMZZ | – |
| | Entity (100 stations) | CEXSPSCZXEPMZZ | – |

#### EcoStruxure Control Expert Extra Large Educational with M580 Safety software licenses *(1) (2)*

| Description | License type | Reference | Weight kg/*lb* |
|---|---|---|---|
| **EcoStruxure Control Expert Educational with M580 Safety software licenses** | Entity (100 stations) | CEXSPSEZXEPMZZ | – |

### M580 Safety Add-on software licenses for EcoStruxure Control Expert version 14 software (Large safety and Extra Large Safety)

#### M580 Safety Add-on software licenses for EcoStruxure Control Expert V14 Large Safety software license and EcoStruxure Control Expert V14 Extra Large Safety software license

| Description | License type | Reference | Weight kg/*lb* |
|---|---|---|---|
| **M580 Safety Add-ons for EcoStruxure Control Expert Large (L) or Extra Large (XL) software licenses** | Single (1 stations) | CEXADSCZZSPMZZ | – |
| | Group (3 stations) | CEXADSCZZGPMZZ | – |
| | Team (10 stations) | CEXADSCZZTPMZZ | – |
| | Entity (100 stations) | CEXADSCZZEPMZZ | – |

*(1) For compatibility of EcoStruxure Control Expert software/automation platforms and distributed I/O, refer to EcoStruxure Control Expert Extra Large in the selection guide on page 1/3.*
*(2) Renewals for EcoStruxure Control Expert new versions are possible. Please contact our Customer Care Center for more information.*

# Software

## EcoStruxure Control Expert software

### Small/Large/Extra Large/Extra Large Safety

*BMXXCAUSBH0●●*

*TSXPCX1031*

*TSXCUSB485*

*TCSWAAC13FB*

## Accessories for connecting to the PC programming terminal

| Description | Use | | Length m/*ft* | Reference | Weight kg/*lb* |
|---|---|---|---|---|---|
| | From processor port | To PC port | | | |
| **PC terminal connection cables** (PC to PAC) *(1)* | USB mini B port BMXP341000/20●0/20●02 BMEP58●●●● | USB port | 1.8/ *5.91* | **BMXXCAUSBH018** | 0.065/ *0.143* |
| | | | 4.5/ *14.8* | **BMXXCAUSBH045** | 0.110/ *0.243* |
| | Mini-DIN port Premium TSX571●/2●/3●/4● | RS 232D (9-way SUB-D connector) | 2.5/ *8.20* | **TSXPCX1031** | 0.170/ *0.375* |
| | | USB port (USB/ RS 485 converter) | 0.4/ *1.31* | **TSXCUSB485** *(2)* | 0.144/ *0.318* |
| | | USB port (mini-DIN/ RJ45 cordset) | 2.5/ *8.20* | **TSXCRJMD25** *(2)* | 0.150/ *0.331* |
| | Modbus port 15-way SUB-D Quantum 140CPU31110 140CPU43412A 140CPU53414B | RS 232D (9-way SUB-D connector) | 3.7/ *12.1* | **990NAA26320** | 0.300/ *0.661* |
| | | | 15/ *49.2* | **990NAA26350** | 0.180/ *0.397* |
| | USB port Premium TSX575●/6● Quantum 140CPU6●1 | USB port | 3.3/ *10.8* | **UNYXCAUSB033** | – |
| | Modbus port, RJ45 connector Quantum 140CPU6●1 | RJ 45 connector | 1/ *3.28* | **110XCA28201** | – |
| | | | 3/ *9.84* | **110XCA28202** | – |
| | | | 6/ *19.7* | **110XCA28203** | – |
| **PC terminal connection cables** (PC SUB-D to Modicon STB I/O) | HE13 connector Modicon STB I/O network interface module (NIM) | RS 232D *(3)* (9-way SUB-D connector) | 2/ *6.56* | **STBXCA4002** | 0.210/ *0.463* |
| **USB/SUB-D adaptor** (PC USB to Modicon STB I/O) | HE13 connector Modicon STB I/O network interface module (NIM) with STBXCA4002 cable *(4)* | USB port *(4)* | – | **SR2CBL06** | 0.185/ *0.408* |

| Description | Use | Reference | Weight kg/*lb* |
|---|---|---|---|
| **Universal Bluetooth® interface (UBI)** | Provides Bluetooth® connectivity for products such as the Modicon M340/Premium platforms and Altivar/Lexium servo drives, via their serial port (RS 485).<br>Used for setup and maintenance of products.<br>Designed for permanent installation and can be fitted on the inside or outside of electrical enclosures.<br>■ Protocols supported: Modbus and Uni-Telway<br>■ Powered via the product's RS 485 serial port<br>■ Max. range in direct line of sight: 20 m/*65.6 ft*<br><br>The kit comprises:<br>■ A Universal Bluetooth® interface (UBI)<br>■ An RJ45/mini-DIN cable (length 1 m/*3.28 ft*)<br>■ An RJ45/RJ45 cable (length 1 m/*3.28 ft*)<br>■ A fixing clamp for installation inside the electrical enclosure<br>■ A CD with configuration software and user manual | **TCSWAAC13FB** | 0.320/ *0.705* |

*(1) The **490NTW00002** and **490NTW00002U** RJ45 ConneXium cables (2 m/6.56 ft) can be used to connect the PC to the SERVICE port of M580 CPUs or X80 drop. Please consult our website www.schneider-electric.com.*
*(2) The **TSXCUSB485** converter requires use of the **TSXCRJMD25** mini-DIN/RJ45 cordset.*
*(3) Use the SR2CBL06 cable for connection on a USB port (4).*
*(4) Adapter equipped with a USB connector (PC side) and a 9-way SUB-D connector (STBXCA4002 cable side); requires the **STBXCA4002** cable (9-way SUB-D/HE 13) for connection to the HE13 connector on the Modicon STB NIM.*

2

Contents

# 2 - EcoStruxure Control Expert Companion software


## EFB Toolkit software

- Presentation, setup ..... page 2/2
- References ..... page 2/3

## Unity DIF software

- Presentation, setup ..... page 2/4
- References ..... page 2/5

## Unity Loader software

- Presentation ..... page 2/6
- References ..... page 2/7

## EcoStruxure Control Expert Specific libraries

- Presentation ..... page 2/8
- References ..... page 2/9

# Software
## Unity Pro software
## Unity EFB Toolkit software

Unity EFB Toolkit



## Presentation

Unity EFB Toolkit software helps to develop EFs and EFBs in “C” programming language. As an option with Unity Pro, it can be used to extend the standard Unity Pro function blocks in order to increase functionality. This software comes with *Microsoft Visual Studio*, which can be used to debug the function blocks developed in the Unity Pro PLC simulator. Unity EFB Toolkit also includes a service for creating and managing families of function blocks and integrating them in Unity Pro.

## Setup

Unity EFB Toolkit manages the whole process of developing Unity Pro function blocks:
- User-friendly graphical user interface with automatic file organization
- Powerful tools for testing and debugging
- Management of compatibilities and software versions of created functions
- Generation of executable files for subsequent installation of functions on different Unity Pro stations

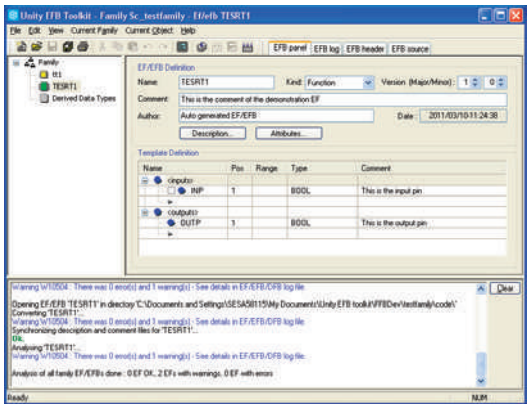

*EFB Toolkit: Managing function block families*

### Managing function block families

EFB Toolkit helps to create and manage function block families. The function blocks developed, also known as EFs/EFBs, are stored in families. It makes it possible to create an organized library of functions written in “C” language. Once created, these function block families are installed on the Unity Pro stations for the purpose of extending the standard Unity Pro libraries. Integration in Unity Pro can be executed from Unity EFB Toolkit or via the tool for updating Unity Pro libraries, which allows these families to be distributed without the use of any other software.

### Developing function blocks

The EFB Toolkit software allows the user to create a function block as follows:
- Declaration of the function block interface in the same way as for the DFBs in Unity Pro
- Definition of all data types needed (elementary, structures, tables)
- Support of public and private variables
- Generation of all files and the block “C” coding frame (the user only adds functionality to this frame)
- Granting access to numerous internal PAC services, such as the real-time clock, PAC variables and data, system words and math functions, including high-precision numerical processing in “double” format
- Structure of the function block family (compilation/link for all Unity Pro automation platforms)
- Provision of a debugging environment: the function blocks created can easily be debugged in *Microsoft Visual Studio* by downloading a Unity Pro application containing the function developed in the Unity Pro PLC simulator. The debugging functions in *Microsoft Visual Studio*, especially breakpoints, step-by-step operations, display of the code/data and manipulation of the data, can be accessed without restriction.
- Support for managing Unity Pro versions, important during the function block maintenance phase

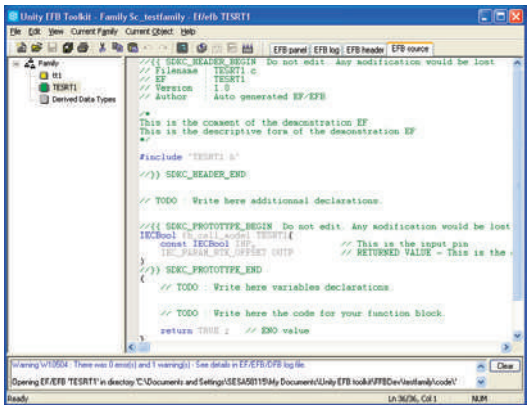

*EFB Toolkit: Editor*

### Compatibility

Unity EFB Toolkit is compatible with Unity Pro Medium, Large and Extra Large. EFs and EFBs can be developed for Modicon Premium, Quantum, M340, M580 and Unity Momentum platforms.

The latest available EFB Toolkit version is V14:
- OS compatibility Windows® 7 (32-bit and 64-bit), Windows® 10 (32-bit and 64-bit)
- The generated libraries can be installed on EcoStruxure Control Expert or lower Unity Pro versions on different systems.

# Software
## Unity Pro software
### Unity EFB Toolkit software

## References

Unity EFB Toolkit and its documentation are supplied in electronic format on DVD-ROM in English and are available for download at schneider-electric.com.

EFB Toolkit package includes:
- Unity EFB Toolkit DVD
- GNU Compiler CD
- Microsoft Visual Studio DVD

| Description | Type | Language | Reference | Weight kg/*lb* |
|---|---|---|---|---|
| **Unity EFB Toolkit software** | Single license (1 station) | English (software and electronic documentation) | UNYSPUZFUCD80 | – |

# Software
## Unity Pro software
## Unity DIF software



Unity DIF

### Presentation

Unity DIF software helps to compare two Unity Pro application files and represents differences in a graphical format similar to Unity Pro graphics for consistency and better understanding. The differences are displayed graphically and textually based on the type of section chosen. Unity DIF improves productivity during the main life stages of a control system, mainly during development and debugging of applications and commissioning, operation and maintenance of the installation.

### Setup

Unity DIF compares two Unity Pro application files (XEF, ZEF, STU and STA) and detects anything ADDED, DELETED and MODIFIED. The user interface and graphical representation of differences are similar to Unity Pro for consistency and ease of understanding the differences.

Unity DIF can be launched in several ways:
- From Unity Pro
- From the Windows Start menu
- From a command line interface

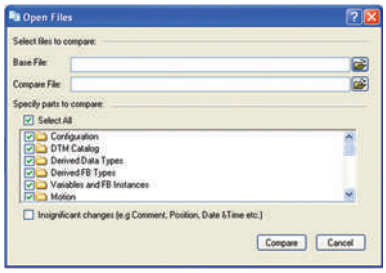


*Selection of elements to compare*

Unity DIF can provide differences for the following sections:
- PAC Configuration (Hardware and Network)
- Derived Data Types
- Derived FB Types
- Variables and FB Instance
- Motion
- Communication
- Programs
- Animation Table
- Operator Screen
- DTM Catalog
- Project Settings

The result of the comparison can be printed or saved in .pdf and .txt file formats.

#### Windows® OS Compatibility

Unity DIF is compatible with Windows 7 (32-bit and 64-bit), Windows 10 (32-bit and 64-bit) and Windows Server 2008 R2 (64-bit).

#### Comparison *(1)*

The base and compare files have to be selected by the user, and the results of the comparison will be displayed with respect to the base file as reference.

Before initiating comparison, the user can select his preference of required section for comparison.

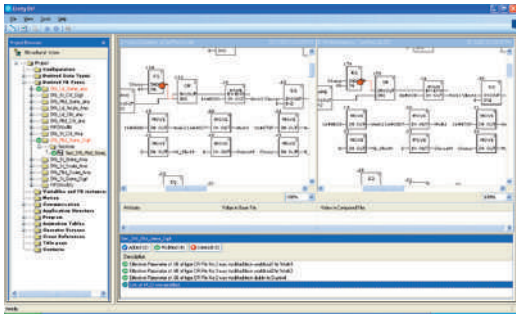

*Displaying results*

#### Displaying results

Upon comparison, the section summary will be loaded with the complete list of differences. The user can navigate through the project browser window or using the F7 and F8 keys.

The differences will be highlighted in three different colors signifying Added, Deleted or Modified types. Colors can be customized as per the user's preference. The detailed report can be generated through Print or can be Saved for later reference.

Unity DIF also supports command line processing and .txt report generation for interfacing with Partner software.

*(1) Comparison of STU and STA requires Unity Pro to be available.*

# Software
## Unity Pro software
### Unity DIF software

## References

Unity DIF software is free and downloadable from our website: www.schneider-electric.com.

Compatibility: Unity Pro V2.1 or later.

| Description | Language | Type | Reference | Weight kg/*lb* |
|---|---|---|---|---|
| **Unity DIF software** | English (software and electronic documentation) | Single license (1 station) | UNYDFFXZZSPA80 *(1)* | – |

*(1) Available on our website www.schneider-electric.com.*

# Software
## Unity Pro software
## Unity Loader software



Unity Loader

## Presentation

Unity Loader is companion software to Unity Pro and is used to perform maintenance operations on automation applications. Its easy setup and the small size of its executable make it a vital tool for updating Unity Pro projects without needing to use Unity Pro. It can also be used for updating the embedded software on Modicon M340, M580, M580S or Momentum Unity PACs or on Modicon X80 I/O modules. It performs the following main functions:

■ Transferring automation project components, such as the program and data, from the PC to the PAC or the PAC to the PC

■ Transferring files and user Web pages stored in the memory card of Modicon M340 PACs

■ Transferring the firmware from the PC to Modicon M340, M580, M580S or Momentum Unity PACs or to Modicon X80 I/O modules

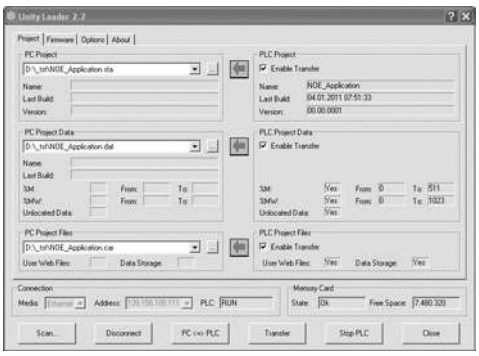

*Unity Loader: Project tab*

## Software graphic interface

The interface is easy to use and has four tabs for access to different operations:

■ The "**Project**" tab manages the transfer of projects (program and data) between the PC and the PAC CPU. The software transfers the program (application file format: .stu; archive file format: .sta) and data (located and unlocated; data file format: .dat) of a Unity Pro project in both directions. The program and data files created by Unity Loader are compatible with Unity Pro. When it is connected to the PAC, Unity Loader displays the information associated with the data read in the PAC. This information is displayed on the PC for the selected files. The user decides which project elements will be transferred by a single command after validation of the required transfers.

□ *Modicon M340 PACs and BMXRMS●●8MFP memory card only*: the files and user Web pages can be transferred from the memory card to the PC and vice versa.

□ *BMXNOE0110 with flash memory card only*: Web pages stored in the flash memory can be transferred from the module to the PC and vice versa.

■ The "**Firmware**" tab can be used to update the firmware in the Modicon M340, M580, M580S or Momentum Unity PACs or on Modicon X80 I/O modules. The screen displays the detailed content of the firmware versions existing in the module and on the PC. Firmware updating works in the same way as project transfers.

■ The "**Options**" tabs is used to configure the working environment, especially the location of files on the PC and the selection of one of the six languages supported (English, French, German, Italian, Spanish and Chinese) for the user interface and online help.

■ The "**About…**" tab displays information about the software.

***Note:*** *Regardless of which tab is selected, the connection status with the PAC is continuously displayed, together with commands for connection/disconnection and changing the PAC operating mode.*

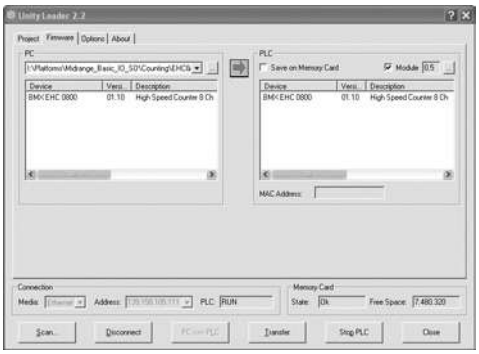

*Unity Loader: Firmware tab*

## Modicon M340 PAC and BMXRMS●●8MFP memory card only

The Unity Loader software can download the project files and the firmware (controller or module) onto a flash memory card (**BMXRMS●●8MFP** only) plugged into the PAC CPU.

This firmware download can then be used to update a remote Modicon M340 PAC.

## Automation of Unity Loader commands

Projects can be downloaded/uploaded between a PAC and a supervisory station equipped with Unity Loader software by means of a command file included in the supervisory application.

Unity Loader

## Communication between the PC and the PAC

Unity Loader supports the following PC-to-PAC communication:
■ Modicon Quantum Unity Pro PACs: Modbus communication, transfer of project components only
■ Modicon Premium Unity Pro PACs: Unitelway communication, transfer of project components only
■ Modicon M340, M580 or Momentum Unity PACs or Modicon X80 I/O modules: communication via Ethernet and USB ports, transfer of project components and firmware. See the table below:

| Reference | Type of module | Ethernet port | USB port |
|---|---|---|---|
| **BMXP342000** | M340 CPU with Modbus | | |
| **BMXP342010/20103** | M340 CPU with CANopen | | |
| **BMXP342020** | M340 CPU with integrated Ethernet port | | |
| **BMXP342030/20302** | | | |
| **BMXNOE0100/0110** | X80 module Ethernet Modbus/TCP | | |
| **BMXAMI/ART/AMO/AMM** | X80 module Analog I/O | | |
| **BMXEHC0200/0800** | X80 module Counter | | |
| **BMXMSP0200** | X80 module Motion control | | |
| **BMEP58 10XX/20XX/30XX/40XX** | M580 CPUs | | |
| **BMENOC03●1** | M580 communication module | | |
| **171CBU78090** | Momentum Unity CPU with integrated port | | |
| **171CBU98090/ 171CBU98091** | Momentum Unity CPU with integrated port | | |

Supported  Supported if CPU has integrated Ethernet port

For Ethernet networks, Unity Loader contains a network scanner which can be used to scan a range of network addresses. Once a recognized Modicon M340, M580 or Momentum Unity PAC has been selected, data transfer operations can be performed.

## References

Unity Loader can be downloaded free of charge from our website www.schneider-electric.com, download section.

### Compatibility

Unity Loader is independent of Unity Pro and compatible with Modicon M340, M580 or Momentum Unity PACs, Unity Pro Quantum PACs via Modbus and Unity Pro Premium PAC via Unitelway. The program files and PAC data files are compatible between Unity Pro and Unity Loader.

| Description | Type | Reference | Weight kg/*lb* |
|---|---|---|---|
| **Unity Loader software** | Single license (1 station) | Software can be downloaded free of charge from our website www.schneider-electric.com | – |

# Software
## Unity Pro software
### Specific libraries

Unity specific Libraries



## Presentation

The CONT_CTL process control function block library supplied with Unity Pro software can be supplemented with optional specialized libraries so as to meet specific needs such as:
- Predictive control
- Fuzzy logic controller
- HVAC
- Mass flow calculation

### Fuzzy Control Library

This library is used in particular in the water treatment field, for example for controlling chlorine levels in fresh water pools or controlling water levels in high-level reservoirs.

### Flow Calculation Library

This library is used in the vertical Oil & Gas field, for measuring the gas flow in compliance with the *American Gas Association (AGA)* standard. This version of the library includes the AGA3, AGA7 and AGA8 function blocks.

### TeSys Library

This library provides function blocks for TeSys T and TeSys U starter-controllers for M340 and Premium platforms.
It includes function blocks and a help function for Unity Pro.

### PCR Library for Unity Pro and Concept

This library is used for predictive control of process applications.
Originally developed for reactors, predictive control can be used in other industrial sectors.
Schneider Electric's *Companion Unity & Libraries* team works in partnership with the French company *Sherpa Engineering*, who specialize in predictive control consultancy services.

### Heating Ventilation & Air Conditioning Library

This library is used in the HVAC field and deals with repetitive temperature control and humidity problems using ventilation equipment.

### GPL (General Purpose Library) for EcoStruxure Control Expert

This library offers functional blocks that are derived from Devices and Process Library but only has Unity Pro components (DFBs).
The Devices and Process Library supports several Schneider Electric devices including TeSys T and TeSys U starters-controllers, Modicon STB distributed inputs/outputs, power meters, Altivar variable speed drives, Icla and Lexium integrated drives, SEPAM digital protection relays, various fieldbus communications and other standard objects for motors.
There are approximately 100 objects in the library.

# Software
## Unity Pro software
### Specific libraries

Unity specific Libraries

## Specific libraries depending on the software used

Specific libraries depending on the software used (see below) can be ordered separately.

| Control libraries | | | | |
|---|---|---|---|---|
| **Description** | **Target software** | **Type** | **Reference** | **Weight kg/*lb*** |
| **PCR Library** | Unity Pro and Concept | Single license (1 station) | **UNYLPCZAUWB** | – |
| **Fuzzy Control Library** | Unity Pro | Single license (1 station) | **UNYLFZZAUWB12** | – |
| **TeSys Library** | | | **UNYLTSZAUWB10** | – |
| **Heating Ventilation & Air Conditioning Library** | | | **UNYLHVZAUWB10** | – |
| **Flow Calculation Library** | | | **UNYLAGZAUWB20** | – |
| **GPL (General Purpose Library) Version 2018** | | *(1)* | *(1)* | – |

*(1) PSx GPL Library is available for free.*

Contents

# 3 - EcoStruxure OPC UA Server Expert

## EcoStruxure OPC UA Server Expert


- **Presentation** ..... page 3/2
- **Supported devices and protocols** ..... page 3/2
- **Redundant communications** ..... page 3/2
- **Use cases** ..... page 3/3
- **Supported architectures** ..... page 3/3
  - Local access ..... page 3/3
  - Remote access from an OPC UA client ..... page 3/3
- **Setup** ..... page 3/4
- **System requirements** ..... page 3/5
- **References** ..... page 3/5

# Software
## EcoStruxure OPC UA Server Expert

*EcoStruxure OPC UA Server Expert*



## Presentation

EcoStruxure OPC UA Server Expert is a state of the art Schneider Electric communications software platform. It seamlessly links our process automation edge controllers and connected field devices to your information systems and the Industrial Internet of Things (IIoT). The connections are established via the OPC Foundation's Open Platform Communications conforming to the Unified Architecture (OPC UA) service-oriented architecture standard.

The OPC UA standard defines a modern, open communications architecture for industrial communications that enhances cybersecurity and that is scalable from resource constrained sensors through to cloud enterprise systems. OPC UA extends the traditional industrial communications model with a full Service Orientated Architecture (SOA) to publish and manage device metadata, and context, thus helping to eliminate repetition, to simplify system configuration and to reduce maintenance overhead.

Building on the field-proven device integration layer of OPC Factory Server (OFS), EcoStruxure OPC UA Server Expert updates legacy 'OPC Classic' communications provided by OFS with scalable OPC UA connectivity. It helps to maintain more robust and secure integration with current and legacy Schneider Electric third-party field devices.

With the V2.0 release, OPC UA Server Expert provides the following features:
- Compliance with OPC UA V1.03 'Standard Server' profile
- IP-routable, bandwidth-efficient connectivity that helps to ensure communications security
- Compatibility with modern communications infrastructure
- Certificate-based authentication and encryption helping to ensure more robust end-to-end cybersecurity
- Metadata model support to define and communicate data structure, meaning, and context
- Highly-available redundant architectures with auto change over
- Flexible 'many-to-many' device to OPC UA client connectivity
- Online real-time update capabilities
- Support for Modicon located and unlocated symbols
- Assistance in maintaining safe, read-only access to Modicon M580 Safety ePAC symbols

## Supported devices and protocols

EcoStruxure OPC UA Server Expert is a multi-device data server, allowing simultaneous use of several communication protocols to multiple field devices.
It delivers a range of services to OPC UA clients for communicating with current and legacy field devices and assets via physical address or symbol, while providing support for doing so in a more secure and robust manner.

**Supported devices:**
- Schneider Electric Process Automation Controllers
  - M340 PAC
  - M580 ePAC
- Generic Modbus/TCP devices via Ethernet connection

**Supported networks and protocols:**
- OPC UA binary configurations (based on OPC UA V1.03 standard) enhancing cybersecurity as defined below:
  - None
  - Signed with OPC UA frames
  - Signed and encrypted with OPC UA frames
- Modbus/TCP

## Redundant communications

OPC UA Server Expert incorporates native support for a redundant link with Modicon M580 ePAC to increase system availability without impacting the configuration or operational performance upstream OPC UA clients such as SCADA. In the case of a communications interruption, OPC UA Server Expert automatically changes over from the primary to the standby communication path without interrupting upstream OPC UA communications.

Architectures: page 3/3
Setup: page 3/4
Functions: page 3/5
References: page 3/5

## Use cases

The inclusion of OPC UA technology within OPC UA Server Expert enables a modern, open approach to industrial device data connectivity, benefiting two different types of user requirements:

■ Operational users who wish to directly monitor and control field equipment via supervisory control (SCADA) or human/machine interface applications to manage the real-time operation of industrial processes.
These users can take advantage of the high performance and the support delivered by OPC UA Server Expert in providing a more robust and secure communications platform.
■ Analysts or asset owners wishing to consolidate and analyze device and process data to drive performance insight and directed improvement through advanced business intelligence and machine learning techniques.
These users can take advantage of the interoperable open standards, flexibility, metamodel capability and simplified SOA integration provided by OPC UA Server Expert.

## Supported architectures

EcoStruxure OPC UA Server Expert supports:
■ Local or remote access via OPC UA
■ Standalone or redundant server operation



### Local access

The client application and the EcoStruxure OPC UA Server Expert are on the same PC.

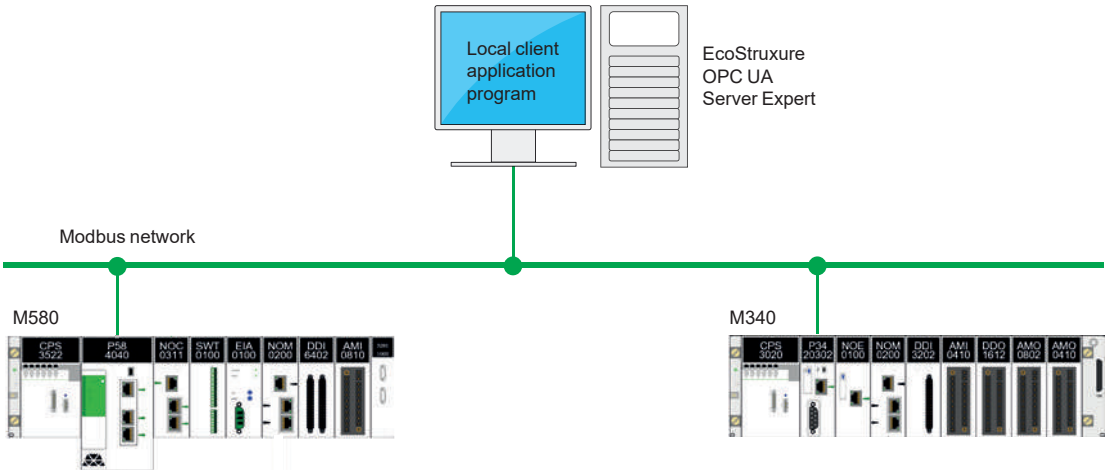


### Remote access from an OPC UA client

The client application and the EcoStruxure OPC UA Server Expert are on remote stations.
Communication between the client station and the EcoStruxure OPC UA Server Expert is conducted via the OPC UA protocol.

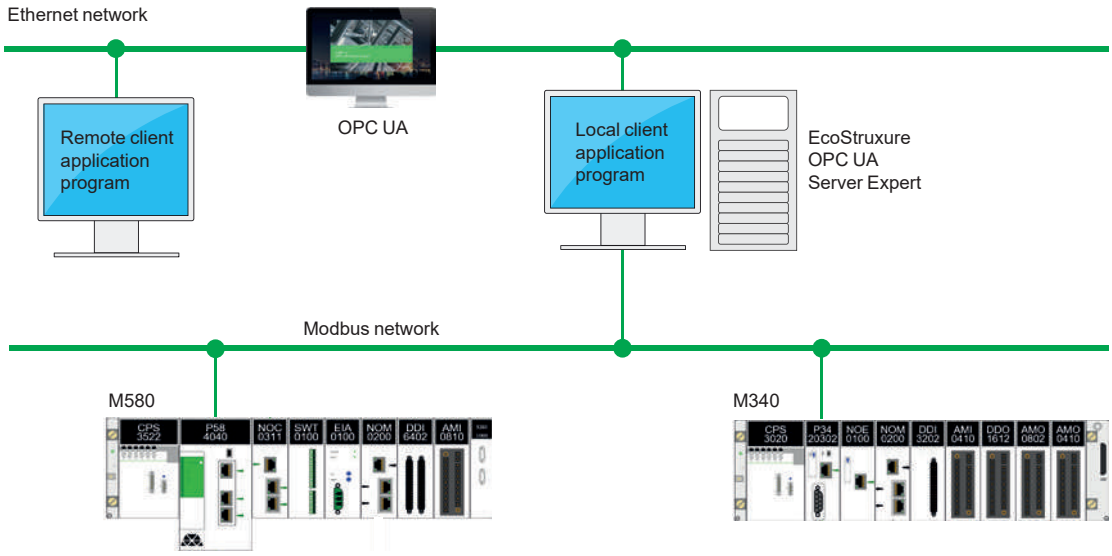


Presentation: page 3/2
Setup: page 3/4
Functions: page 3/5
References: page 3/5

## Setup

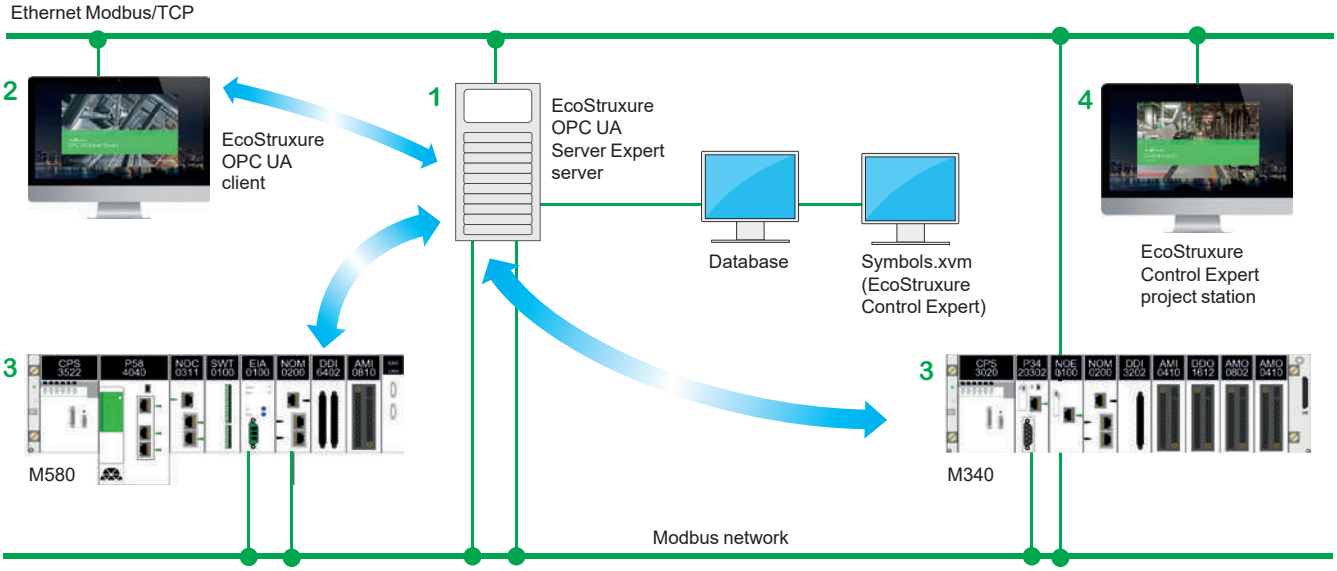


The EcoStruxure OPC UA Server Expert server **1** is at the center of the data exchanges. It makes variables exchanged between the EcoStruxure OPC UA client **2** and the PAC **3** consistent in one of the ways described below using a symbol (or variables) database:

- The variables database is the PAC itself.

In this case, EcoStruxure Control Expert is not needed. This does not apply to the Momentum PAC. If an inconsistency is detected (following online modification of the PAC program for example), the EcoStruxure OPC UA Server Expert server station resynchronizes itself automatically as a background task, without breaking communication between the PAC and the OPC UA client.

For this function, the following minimum versions are required:
- EcoStruxure OPC UA Server Expert V2.0
- EcoStruxure Control Expert V14
- Modicon M340 V2.3, M580 V1.0

- The accessible variables are eventually provided by an export file (XVM format) generated by ExoStruxure Control Expert.

In this case, EcoStruxure Control Expert is not required to be installed on the EcoStruxure OPC UA Server Expert server station.

# Software
## EcoStruxure OPC UA Server Expert

*EcoStruxure OPC UA Server Expert*

### System requirements

EcoStruxure OPC UA Server Expert V2.0 is compliant with following platforms:
- Microsoft Windows® 7
- Microsoft Windows 10
- Microsoft Windows Server® 2012 R2 *(1)*
- Microsoft Windows Server 2016 *(1)*

32-bit and 64-bit platforms are supported, with a minimum of 4GB RAM required. Multicore/multiprocessor architectures are highly recommended for optimal runtime performance.

Unity Pro V13, EcoStruxure Control Expert V14 or higher is recommended.

### References

The EcoStruxure OPC UA Server Expert V2.0 offer comprises:
- OPC UA server software
- OPC UA server simulator
- OPC UA server configuration software
- An example OPC UA client
- Setup documentation

EcoStruxure OPC UA Server Expert interfaces with variable export files generated by EcoStruxure Control Expert software. It also provides a direct dynamic link to EcoStruxure Control Expert applications.

EcoStruxure OPC UA Server Expert V2.0 software supports an unlimited number of UAP UA symbols *(2)* within the performance constraints of the hosting server and operating system, and is licenced as single server, 10-server and 100-server site licenses.

| EcoStruxure OPC UA Server Expert V2.0 | | | |
|---|---|---|---|
| **Description** | **License type** | **Reference** | **Weight kg/*lb*** |
| **OPC UA Server Expert V2.0** | 1 server | OFSUASCZZSPMZZ | – |
| | 10 servers | OFSUASCZZTPMZZ | – |
| | 100 servers | OFSUASCZZEPMZZ | – |

*(1) Windows Server Remote Desktop Services feature is not supported.*
*(2) "symbol": variable, structure, table, etc. in the EcoStruxure Control Expert application.*

4

Contents

# 4 - OPC data server software: OFS (OPC Factory Server), Time stamping system

## OPC data server software


- **OPC Factory Server**
  - Presentation ..... page 4/2
  - Supported devices and protocols ..... page 4/2
  - Redundant link on Modbus/TCP ..... page 4/2
  - Openness ..... page 4/2
  - Supported architectures ..... page 4/3
  - Setup ..... page 4/5
  - Functions ..... page 4/6
  - References ..... page 4/7
- **Time stamping system**
  - Presentation ..... page 4/8
  - Advantages ..... page 4/8
  - Composition of a time stamping architecture ..... page 4/8
  - Performance ..... page 4/9


4

# Software

## OPC data server software

## OFS (OPC Factory Server)

OPC Factory Server



### Presentation

Based on the OLE for Process Control (OPC) standard, Schneider Electric's OPC Factory Server (OFS) software allows “client” software applications, such as supervisors/SCADA and customized interfaces, to access the data of Schneider Electric automation system and electrical distribution devices connected to networks or fieldbuses in real time.
It also allows communication with third-party devices supporting Modbus and Modbus/TCP protocols.

OFS enables simpler, more open and transparent communication between your software applications and your devices. These are just some of the advantages that result in a complete interoperability solution that is central to your process.

**In version V3.6,** the OFS provides the following additional features:
- **OPC DA** (OPC Data Access)
- **.NET API interface**
- Native support for a redundant link with the PAC
- Access to time-stamped variables in the PAC or X80 drops
- V3.6 is compatible with Wonderware WSP environment (OPC DA compatible only). More details are available on the Wonderware Global Customer Support site

There are two versions of the OFS V3.6 offer supporting the OPC DA protocol:
- **OFS Small:** Data server for 1,000 items *(1)*.
- **OFS Large:** Data server with an unlimited number of items *(1)*.

### Supported devices and protocols

OFS software is a multi-device data server: it allows simultaneous use of several communication protocols, and it provides client applications with a set of services for accessing control system items that may be local or remote, via physical address or via symbol.

**Supported devices**:
- Modicon Quantum, Premium, M340, M580, Micro, Compact and Momentum PACs
- Schneider Electric TSX Series 7 and April Series 1000 PACs
- Modbus serial devices connected via Schneider Electric gateways: TSXETG10●●, EGX●●● ranges, etc.
- Uni-Telway serial devices connected via Schneider Electric gateways (TSXETG1010)

**Supported networks and protocols**:
- Modbus: Modbus serial, Modbus Plus, Modbus/TCP
- X-Way/Uni-TE: Uni-Telway, Fipway, ISAway, PCIway

### Redundant link on Modbus/TCP

The OFS V3.6 incorporates native support for a redundant link with the PAC in order to optimize system availability without any impact on the SCADA application. OFS automatically changes over from the primary to the standby communication path in case of a communication fault.

### Openness

The development of specialized interfaces is simpler with OFS V3.6 software, which is aimed at two types of user in particular:

- **End users** who want either to interface their supervision or human/machine interface applications with Schneider Electric equipment, or to develop applications on a PC (supervisory control screens, Excel spreadsheets etc.) requiring access to control system data.

- **Suppliers of control system or industrial data processing software** (supervision, human/machine interfaces, etc.) seeking to develop, within their standard products, an OPC Client interface capable of accessing data in Schneider Electric equipment via the OFS server.

*(1) “item”: variable, structure, table etc. in the Unity Pro application.*

# Software

## OPC data server software

### OFS (OPC Factory Server)

*OPC Factory Server: Home page*

## Supported architectures

The OFS server allows four access modes:

- A purely local mode
- Remote access from an OPC DA client
- Remote access from an OPC.NET client

### Local access

The client application and the OFS server are on the same PC.

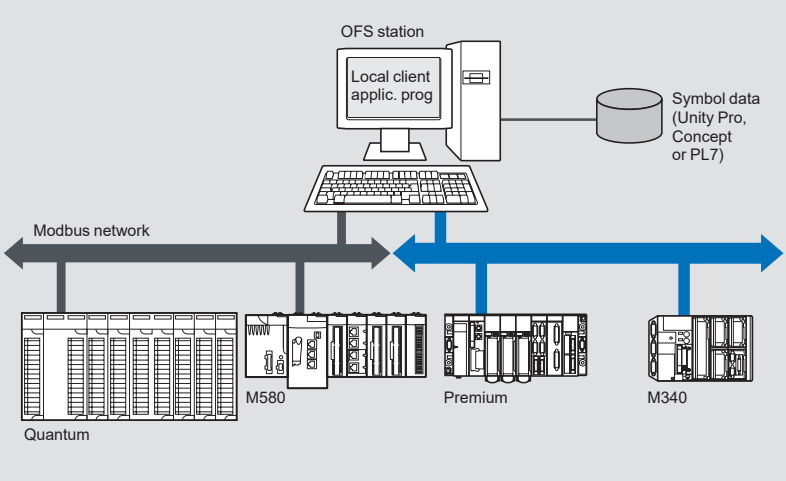


### Remote access from an OPC DA client

The client application and the OFS data server are on remote stations. Communication between the client station and the OFS server is conducted through the DCOM layer (Microsoft) via the OPC DA protocol.

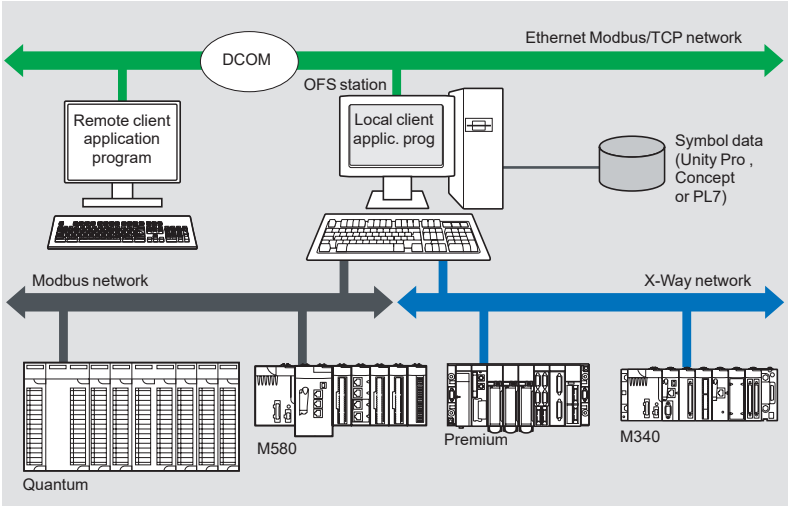


4

# Software
## OPC data server software
## OFS (OPC Factory Server)

### Supported architectures (continued)
#### Remote access from an OPC .NET client

The .NET client application program and the OFS data server are on remote stations. Communication between the client station and the OFS server is conducted through the DCOM layer (Microsoft) via the OPC DA protocol.

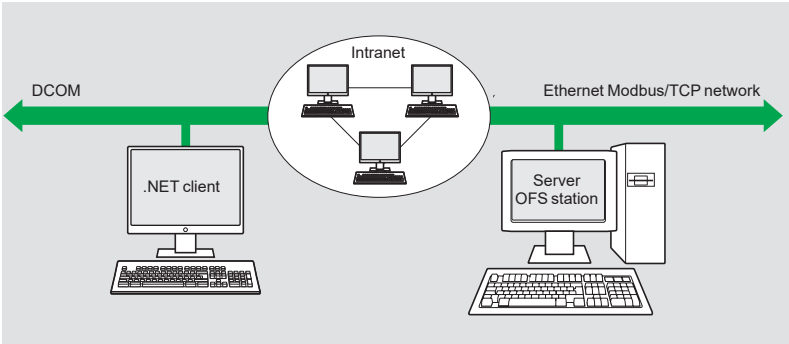


The .NET Microsoft compatibility of the OFS server has been developed to allow an OPC .NET client to access OFS server items on an Intranet network via the OPC .NET API interface.

This interface provides interoperability between existing OPC applications and applications developed in the standard .NET environment.

# Software
## OPC data server software
### OFS (OPC Factory Server)

## Setup

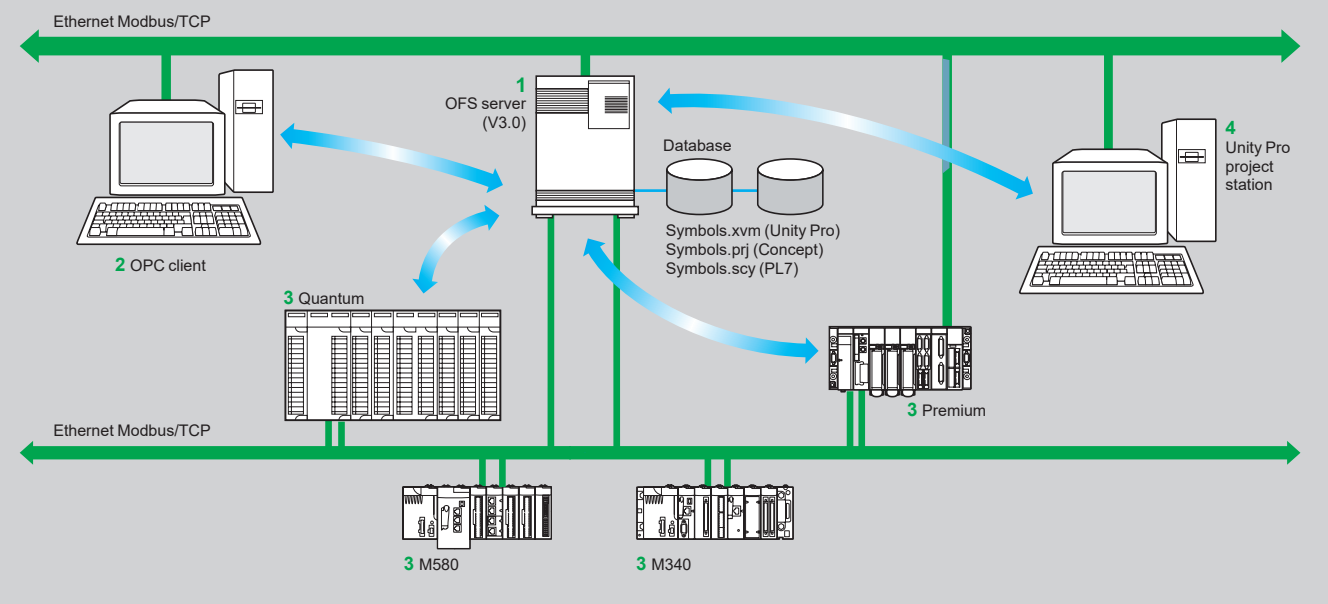


The OFS server **1** is at the center of the data exchanges. It makes variables exchanged between the OPC client **2** and the PAC **3** consistent in one of three ways, using a symbol (or variables) database:

■ The variables database is either the Unity Pro project **4**, or the Concept project. In both these cases, Unity Pro or Concept needs to be installed on the OFS server station.

■ Or the variables database is an export file (SCY for PL7, XVM for Unity Pro). PL7 and Unity Pro are not required in either of these cases.

■ Or the variables database is the PAC itself. In this case neither Unity Pro nor an export file is needed. This does not apply to Momentum and TSX Micro PACs. If an inconsistency is detected (following online modification of the PAC program for example), OFS resynchronizes itself automatically as a background task, without breaking communication between the PAC and the OPC client.
For this function the following minimum versions are required:
- ◻ OFS V3.35
- ◻ Unity Pro V6.0
- ◻ Modicon M340 V2.3, M580 V1.0, Premium V2.9 and Quantum V3.0 PACs

# Software
## OPC data server software
## OFS (OPC Factory Server)

### Functions
#### Development of client applications

OFS software has 4 types of interface:

■ **OLE Automation interface (OPC DA)**
Particularly suitable for end users, this enables the development of OPC client applications in Visual Basic, in Visual Basic for Excel, and in C++.

■ **OLE Custom interface (OPC DA)**
Used primarily by suppliers of automated control system or industrial IT products, this interface enables the development of applications in C++ in order to access the OFS software OPC server. It is aimed at software development experts in particular, so that they can integrate the client application into their standard products. It is the interface with the highest performance, in terms of access time to data stored in the OPC server. It requires extensive knowledge of C++ programming to set up.

■ **OPC .NET API wrapper interface**
The .NET Microsoft compatibility of the OFS data server gives an OPC .NET client standard access to OFS server items via an Intranet network, thus providing greater interoperability with standard .NET environments.

***Note:*** *In this case, communication between the OPC .NET client and the OFS server is conducted through the DCOM layer (or COM layer in a local configuration) via the OPC DA protocol.*

# Software
## OPC data server software
## OFS (OPC Factory Server)

OPC Factory Server

## References

OFS V3.6 software for PC compatible stations (minimum configuration: Pentium 566 MHz processor, 128 MB of RAM) running Windows® 7 (32-bit or 64-bit) or Windows 8 (32-bit or 64-bit).

The OFS V3.6 offer comprises:
- OPC server software
- OPC server simulator (for debugging the application when no PACs are present)
- OFS server configuration software
- An example of OPC client for setting up applications
- The setup documentation on DVD-ROM
- A reference document on “time stamping system” solutions
- A tool to help with sizing and configuring “time stamping system” solutions

Supplied on DVD-ROM, the software operates independently on a PC. It interfaces with the variable export files generated by PL7, ProWORX, Concept, and Unity Pro software.
It also provides a direct dynamic link to the Unity Pro and Concept applications.

OFS V3.6 software is available in two versions :
- **Small Version TLXCDS●OFS36**
  - Maximum of 1,000 items *(1)*
  - Protocol supported: OPC DA
  - Single station and 10-station site licenses
- **Large Version TLXCDL●OFS36**
  - Unlimited number of items *(1)*
  - Protocol supported: OPC DA
  - Single station, 10-station and 200-station site licenses

**OPC Factory Server V3.6 Small**

| Description | License type | Reference | Weight kg/lb |
|---|---|---|---|
| **OPC Factory Server V3.6 Small software**<br>■ Maximum of 1000 items *(1)*<br>■ Protocols supported: OPC DA and OPC UA | Single station | TLXCDSUOFS36 | – |
| | 10 stations | TLXCDSTOFS36 | – |

**OPC Factory Server V3.6 Large**

| Description | License type | Reference | Weight kg/lb |
|---|---|---|---|
| **OPC Factory Server V3.6 Large software**<br>■ Unlimited number of items *(1)*<br>■ Protocols supported: OPC DA, OPC XML-DA and OPC UA | Single station | TLXCDLUOFS36 | – |
| | 10 stations | TLXCDLTOFS36 | – |
| | 200 stations | TLXCDLFOFS36 | – |

**OPC Factory Server V3.6 upgrades**

| Description | Reference | Weight kg/lb |
|---|---|---|
| **Update for OPC Factory Server V3.6 Small** | TLXCDUPDSOFS | – |
| **Update for OPC Factory Server V3.6 Large** | TLXCDUPDLOFS | – |

*(1) “item”: variable, structure, table etc. in the Unity Pro application.*

# Software
## OPC data server software
### Time stamping system



## Presentation

The time stamping system is a complete solution providing a SCADA with a sequence of events that are time-stamped at source, enabling the user to analyze the source of any abnormal behavior in an automated system.

The SOE (sequence of events) is displayed in the alarm log or in the list of events for a client such as a SCADA.

Each event in the SOE is a change of value (transition) of a discrete I/O detected by a time stamping module.

## Advantages

Using the time stamping system has the following advantages:
- No PAC programming
- Direct communication between the time stamping modules and the client. If the time stamping modules are in an Ethernet I/O drop, the bandwidth of the PAC communication is not used
- Consistency of the I/O values between the process (time stamping modules) and the client
- Consistency is maintained irrespective of the operating mode
- No loss of events under normal operating conditions
- Management of Hot Standby configurations on the PAC and/or SCADA redundancy

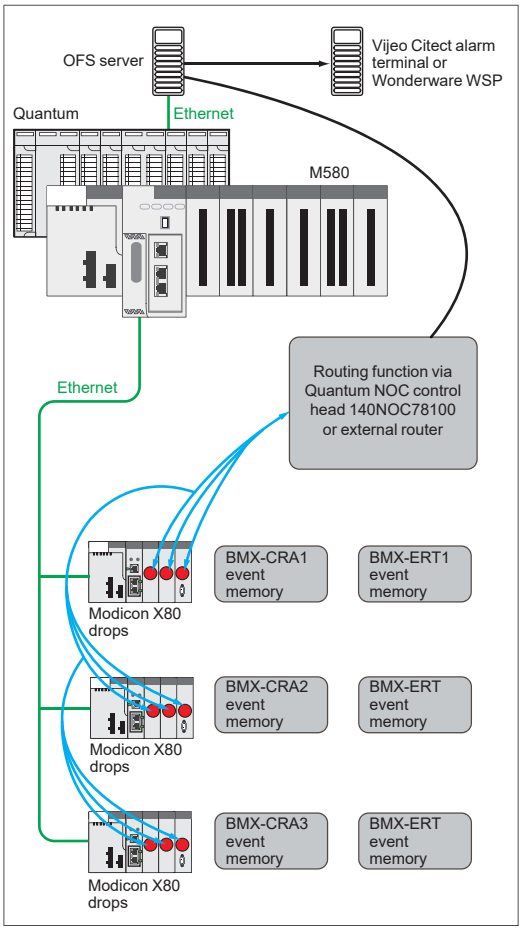


*Example of a time stamping architecture*

## Composition of a time stamping architecture

### BMXCRA31210 and BMECRA31210 modules

This time stamping module can be at the source of any discrete I/O signal located in the drop with a resolution of 10 ms.
To avoid losing any events, all events are stored and kept in a buffer located in the product until OFS takes them.
Synchronization of the CRA module uses the NTP protocol.

### BMXERT1604T module

This module has 16 discrete inputs which carry out the time stamping on source outputs with a resolution of 1 ms.
To avoid losing any events, the events are stored and kept in a buffer located in the product until OFS takes them.
This module can be placed either in an RIO drop, or in a local rack equipped with a BM●CRA31210 module.
The CRA module is synchronized via the DCF 77 or IRIG-B standards.

### OFS V3.6

OFS V3.6 is used to access events stored in the various buffers in the architecture and to notify the SCADA of them via the standard OPC DA protocol.

Time stamped variables can be provided by the BMXERT1604T, discrete modules plugged into X80 drops, or even by the CPU since Unity V10.

### Vijeo Citect V7.3

Vijeo Citect V7.3 receives events transmitted by OFS and displays them in the SOE or in the list of alarms.

### Wonderware WSP

A specific OFS V3.6 version dedicated to the Wonderware platform is available on the Wonderware Global Customer Support site.

The OFS-WSP driver has the same features as OPC V3.6 – Large apart from the following:
- It is licensed from a Wonderware environment only. It cannot be run outside a Wonderware environment
- It contains the server, the simulator, a sample client, configuration tool, configuration manager, and a user manual
- It is OPC DA compatible only (No OPC UA – No OPC XML)

# Software
## OPC data server software
### Time stamping system

## Performance

| Performance | Event source module | Value |
|---|---|---|
| **Between two identical source modules in the same rack** | **BMXERT1604T** | 1.6 < resolution < 3.3 ms |
| | **BM●CRA31210** | 10 ms |
| **Between two different inputs in the same source module** | **BMXERT1604T** | 1 ms |
| | **BM●CRA31210** | 1 scan |
| **Maximum number of events scanned** | **BMXERT1604T** | 400 events *(1)* |
| | **BM●CRA31210** | 2,048 events *(1)* |
| **Maximum number of I/O and memory available** | **BMXERT1604T** | 16 discrete inputs on module |
| | | 512 events in internal buffer |
| | **BM●CRA31210** | 256 discrete I/O configured |
| | | 4,000 events in internal buffer |
| **Maximum number of source modules in an Ethernet remote drop** | **BM●CRA31210** | 1 per drop |
| | **BMXERT●●●●** | 9 per drop |
| **Maximum number of event sources controlled** | **BMXERT●●●●** | 500 sources per second *(1)* |

*(1) This maximum value is not an absolute value. It depends on the overall system dynamics (total number of scanned items and number of events generated by the system).*

5

Contents

# 5 - Product reference index

## Product reference index

■ **Product reference index**..... *page 5/2*

5

# Product reference index


| # | |
|---|---|
| 110XCA28201 | 1/25 |
| 110XCA28202 | 1/25 |
| 110XCA28203 | 1/25 |
| 990NAA26320 | 1/25 |
| 990NAA26350 | 1/25 |

| B | |
|---|---|
| BMXXCAUSBH018 | 1/25 |
| BMXXCAUSBH045 | 1/25 |

| C | |
|---|---|
| CEXADSCZZEPMZZ | 1/24 |
| CEXADSCZZGPMZZ | 1/24 |
| CEXADSCZZSPMZZ | 1/24 |
| CEXADSCZZTPMZZ | 1/24 |
| CEXPACKAGEV14 | 1/20 |
| CEXSPSCZXEPMZZ | 1/24 |
| CEXSPSCZXGPMZZ | 1/24 |
| CEXSPSCZXSPMZZ | 1/24 |
| CEXSPSCZXTPMZZ | 1/24 |
| CEXSPSEZXEPMZZ | 1/24 |
| CEXSPUCZLGPMZZ | 1/22 |
| CEXSPUCZLSPMZZ | 1/22 |
| CEXSPUCZLTPMZZ | 1/22 |
| CEXSPUCZSGPMZZ | 1/21 |
| CEXSPUCZSSPMZZ | 1/21 |
| CEXSPUCZSTPMZZ | 1/21 |
| CEXSPUCZXEPMZZ | 1/23 |
| CEXSPUCZXGPMZZ | 1/23 |
| CEXSPUCZXGPTZZ | 1/23 |
| CEXSPUCZXSPMZZ | 1/23 |
| CEXSPUCZXTPMZZ | 1/23 |
| CEXSPUCZXTPTZZ | 1/23 |
| CEXUPGCZLGPMZZ | 1/22 |
| CEXUPGCZLSPMZZ | 1/22 |
| CEXUPGCZLTPMZZ | 1/22 |
| CEXUPGCZXGPMZZ | 1/23 |
| CEXUPGCZXSPMZZ | 1/23 |
| CEXUPGCZXTPMZZ | 1/23 |
| CEXUPNCZLGPMZZ | 1/22 |
| CEXUPNCZLTPMZZ | 1/22 |
| CEXUPNCZSGPMZZ | 1/21 |
| CEXUPNCZSTPMZZ | 1/21 |
| CEXUPNCZXGPMZZ | 1/23 |
| CEXUPNCZXTPMZZ | 1/23 |

| O | |
|---|---|
| OFSUASCZZEPMZZ | 3/5 |
| OFSUASCZZSPMZZ | 3/5 |
| OFSUASCZZTPMZZ | 3/5 |

| S | |
|---|---|
| SR2CBL06 | 1/25 |
| STBXCA4002 | 1/25 |

| T | |
|---|---|
| TCSWAAC13FB | 1/25 |
| TLXCDLFOFS36 | 4/7 |
| TLXCDLTOFS36 | 4/7 |
| TLXCDLUOFS36 | 4/7 |
| TLXCDSTOFS36 | 4/7 |
| TLXCDSUOFS36 | 4/7 |
| TLXCDUPDLOFS | 4/7 |
| TLXCDUPDSOFS | 4/7 |
| TSXCRJMD25 | 1/25 |
| TSXCUSB485 | 1/25 |
| TSXPCX1031 | 1/25 |

| U | |
|---|---|
| UNYDFFXZZSPA80 | 2/5 |
| UNYLAGZAUWB20 | 2/9 |
| UNYLFZZAUWB12 | 2/9 |
| UNYLHVZAUWB10 | 2/9 |
| UNYLPCZAUWB | 2/9 |
| UNYLTSZAUWB10 | 2/9 |
| UNYSPUZFUCD80 | 2/3 |
| UNYXCAUSB033 | 1/25 |

Life Is On | Schneider Electric

Learn more about our products at
www.schneider-electric.com

The information provided in this documentation contains general descriptions and/or technical characteristics of the performance of the products contained herein. This documentation is not intended as a substitute for and is not to be used for determining suitability or reliability of these products for specific user applications. It is the duty of any such user or integrator to perform the appropriate and complete risk analysis, evaluation and testing of the products with respect to the relevant specific application or use thereof. Neither Schneider Electric nor any of its affiliates or subsidiaries shall be responsible or liable for misuse of the information contained herein.

Design: Schneider Electric
Photos: Schneider Electric

**Schneider Electric Industries SAS**
Head Office
35, rue Joseph Monier - CS 30323
F-92500 Rueil-Malmaison Cedex
France

MKTED2140504EN
September 2019 - V6.0